



# Nova WILD!



## Cub Scout Nova Award Workbook

This workbook can help you but you still need to read the Cub Scout Nova Awards Guidebook.

This Workbook can help you organize your thoughts as you prepare to meet with your counselor.

You still must satisfy your counselor that you can demonstrate each skill and have learned the information.

You should use the work space provided for each requirement to keep track of which requirements have been completed, and to make notes for discussing the item with your counselor, not for providing full and complete answers.

If a requirement says that you must take an action using words such as "discuss", "show", "tell", "explain", "demonstrate", "identify", etc, that is what you must do.

**Counselors may not require the use of this or any similar workbooks.**

No one may add or subtract from the official requirements found in the Cub Scout Nova Awards Guidebook (Pub. 34032 – SKU 614935).

The requirements were issued in 201+ • This workbook was updated in 5i [i g]201+.

Scout's Name: \_\_\_\_\_ Unit: \_\_\_\_\_

Counselor's Name: \_\_\_\_\_ Counselor's Phone No.: \_\_\_\_\_



<http://www.USScouts.Org> • <http://www.MeritBadge.Org>

Please submit errors, omissions, comments or suggestions about this **workbook** to: [Workbooks@USScouts.Org](mailto:Workbooks@USScouts.Org)

Send comments or suggestions for changes to the **requirements** for the **Nova Award** to: [Program.Content@Scouting.Org](mailto:Program.Content@Scouting.Org)

**This module is designed to help you Tell your counselor what you have learned**

- 1. Choose A or B or C and complete ALL the requirements.
  - A. Watch an episode or episodes (about one hour total) of a show about wildlife, endangered species, invasive species, food chains, biodiversity, ecosystems, or wildlife habitats.

What was watched?	Date	Start Time	Duration

Some examples include—but are not limited to—shows found on PBS ("NOVA"), Discovery Channel, Science Channel, National Geographic Channel, TED Talks (online videos), and the History Channel. You may choose to watch a live performance or movie at a planetarium or science museum instead of watching a media production. You may watch online productions with your counselor's approval and under your parent's supervision.

Then do the following:

- 1. Make a list of at least two questions or ideas from what you watched.

1.	
2.	

**Workbook © Copyright 201+- U.S. Scouting Service Project, Inc. - All Rights Reserved  
Requirements © Copyright, Boy Scouts of America (Used with permission.)**

This workbook may be reproduced and used locally by Scouts and Scouters for purposes consistent with the programs of the Boy Scouts of America (BSA), the World Organization of the Scout Movement (WOSM) or other Scouting and Guiding Organizations. However it may NOT be used or reproduced for electronic redistribution or for commercial or other non-Scouting purposes without the express permission of the U. S. Scouting Service Project, Inc. (USSSP).


2. Discuss two of the questions or ideas with your counselor.

1.	
2.	

- B. Read (about one hour total) about wildlife, endangered species, invasive species, food chains, biodiversity, ecosystems, or wildlife habitats.

What was read?	Date	Start Time	Duration

Books on many topics may be found at your local library. Examples of magazines include but are not limited to *Odyssey*, *KIDS DISCOVER*, *National Geographic Kids*, *Highlights*, and *OWL* or [owlkids.com](http://owlkids.com).

Then do the following:

1. Make a list of at least two questions or ideas from what you read.

1.	
2.	


2. Discuss two of the questions or ideas with your counselor.

1.	
2.	

- C Do a combination of reading and watching (about one hour total) about wildlife, endangered species, invasive species, food chains, biodiversity, ecosystems, or wildlife habitats.

What was watched or read?	Date	Start Time	Duration

Then do the following:


1. Make a list of at least two questions or ideas from what you read and watched.

1.	
2.	







- C. Draw (or find) pictures of your favorite native plant, native reptile or fish, native bird, and native mammal that live in an ecosystem near you.



- Why do you like these? How do they fit into the ecosystem?



- D. Discuss what you have learned with your counselor.



4. Act like a naturalist. Choose TWO from A or B or C or D or E or F, and complete ALL the requirements for those options.

A. Investigate the endangered species in your state.

1. Make a list, drawing, or photo collection of three to five animals and plants that are endangered.

1.	
2.	
3.	
4.	
5.	

2. Design a display (a poster, PowerPoint presentation, or other type of display) to show at least 10 of the threatened, endangered, or extinct species in your state. (You may use your drawings or photo collection in your display.)

1.		6.	
2.		7.	
3.		8.	
4.		9.	
5.		10.	

- 3. Discuss with your counselor the differences between threatened, endangered, and extinct species.

---

---

---

---

---

---

---

---

- Discuss how threatened animals or plants could become endangered or extinct.

---

---

---

---

---

---

---

---

- How might the loss of these animals or plants affect the ecosystem and food chain?

---

---

---

---

---

---

---

---





- 2. Design a presentation (a poster, PowerPoint presentation, or other display) including at least one of the invasive species from your list.

- Explain where they came from, how they got to your area, what damage they are causing, and what is being done to get rid of them. Share your presentation with your counselor and your family or your den.

---

---

---

---

---

- 3. Discuss with your counselor what an invasive species is, how invasive animals or plants cause problems for native species, and how these invasive species could affect an ecosystem and food chain.

---

---

---

---

---

- C. Visit an ecosystem near where you live.
- 1. Investigate the types of animals and plants that live in that ecosystem.


- 2. Draw a food web of the animals and plants that live in this ecosystem. Mark the herbivores, omnivores, and carnivores. Include at least one decomposer or scavenger.


- 3. Discuss with your counselor (using your food web drawing) how the animals or plants in the food web fit into a food chain. Which animals are predators and which can be prey? How does each plant and animal obtain its energy? Describe the energy source for all the plants and animals.


- D. Investigate one wild mammal, bird, fish, or reptile that lives near you.

--

- 1. Create a diorama representing the habitat of this creature. Include representations of everything it needs to survive; its home, nest, or den; and possible threats. You may use a variety of different materials within your diorama (usually constructed in a shoebox or similar container)..
- 2. Explain to your counselor what your animal must have in its habitat in order to survive.






B. Why biodiversity is important.


C. The problems with invasive species and habitat destruction.


**When working on Nova and Supernova awards, Scouts and Scouters should be aware of some vital information in the current edition of the *Guide to Advancement* (BSA publication 33088). Important excerpts from that publication can be downloaded from <http://usscouts.org/advance/docs/GTA-Excerpts-nova.pdf>. You can download a complete copy of the *Guide to Advancement* from <http://www.scouting.org/filestore/pdf/33088.pdf>.**