



# BALOO'S BUGLE

Volume 17, Number 7P

"Make no small plans. They have no magic to stir men's blood and probably will not themselves be realized." D. Burnham

February 2011 Cub Scout Roundtable

March 2011 Activities

## COMPASSION

### March Ideas for Leaders, Pack Meetings, & Activities

#### CORE VALUES

Cub Scout Roundtable Leaders' Guide

The core value highlighted this month is:

- ✓ **Compassion:** Being kind and considerate, and showing concern for the well-being of others. Cub Scouts will develop care and concern for the well-being of others by learning about simple first-aid and preparation for emergencies.

#### COMMISSIONER'S CORNER

**The majority of good excuses for failure do not exist!**

*God's Little Devotional Book for Men*

Check out the information on the new Tour Plans that are replacing Tour Permits -

**TOUR PLANNING WORKSHEET**

For office use

Tour plan No. \_\_\_\_\_ Date received \_\_\_\_\_ Date reviewed \_\_\_\_\_

Date \_\_\_\_\_

Pack  Troop/team  Crew  Contingent unit/crew Unit No. \_\_\_\_\_ Chartered organization \_\_\_\_\_

Council name/No. \_\_\_\_\_ / \_\_\_\_\_ District \_\_\_\_\_

Purpose of this trip is \_\_\_\_\_



#### Position #1 - Special Opportunities Coordinator -

With the increased emphasis on awards and such, I figure BALOO should have an Academic Pin/Loop and a Sports pin/loop each month as well as a Special Opp (Outdoor Award, LNT, ...) Maybe some unofficial ones too - US Scouts Internet patch, Citizen, ...

#### Positions 2 (Tiger), 3 (Wolf), and 4 (Bear)

Look at the next two meetings on the schedule. (Once we reach 16, then lettered meetings you choose are up to you - do what you like)

Interested?? Write me at [davethecommish@gmail.com](mailto:davethecommish@gmail.com) and I will give you details. Thanks

I received some great Pow Wow Books from NACA and Utah National Parks and hope to use them next month. As always though more are welcome.

Filled in as RT Commissioner this month for my district. Had fun. I still say CS RT Commissioner is one of the greatest jobs in Scouting.

#### TABLE OF CONTENTS

*In many of the sections you will find subdivisions for the various topics covered in the den meetings*

CORE VALUES.....	1
COMMISSIONER'S CORNER.....	1
THOUGHTFUL ITEMS FOR SCOUTERS .....	2
Roundtable Prayer .....	2
Quotations.....	3
The Bridge Builder .....	4
TRAINING TOPICS .....	4
Every Child Deserves a Safe Haven.....	4
DEN MEETING TOPICS .....	5
ROUNDTABLES.....	6
PACK ADMIN HELPS - .....	6
Tour Plans to Replace Tour Permits.....	6
Tour Plan FAQs.....	7
LEADER RECOGNITION & INSTALLATION .....	8
And Then Some.....	8
SPECIAL OPPORTUNITIES .....	9
Disabilities Awareness .....	9
Knot of the Month .....	9
District Award of Merit .....	9
Silver Beaver Award .....	10
PACK NIGHT IDEAS .....	10
GATHERING ACTIVITIES .....	11
OPENING CEREMONIES .....	12
AUDIENCE PARTICIPATIONS & STORIES .....	13
ADVANCEMENT CEREMONIES .....	15
SONGS .....	17
STUNTS AND APPLAUSES .....	20
APPLAUSES & CHEERS .....	20

RUN-ONS.....20  
 JOKES & RIDDLES.....21  
 SKITS .....21  
 GAMES .....23  
 CLOSING CEREMONIES.....27  
     Cubmaster’s Minutes .....28  
 CORE VALUE RELATED STUFF .....29  
     Connecting Compassion with Outdoor Activities.....29  
     A Month to Celebrate Compassion .....30  
     Fun Facts About Kindness:.....31  
     Fun Facts About Buzzards .....31  
     Tips On Ways To Help The Handicapped .....31  
     What You’ve Wanted To Know About Helping Someone  
     In A Wheelchair, But Were Afraid to Ask!.....32  
     When You Meet a Blind Person.....32  
 PACK ACTIVITIES .....33  
 MORE GAMES AND ACTIVITIES.....35  
 CUB GRUB .....35  
 POW WOW EXTRAVAGANZAS .....35  
 WEB SITES .....36  
 ONE LAST THING .....37

**THOUGHTFUL ITEMS FOR SCOUTERS**

*Thanks to Scouter Jim from Bountiful, Utah, who prepares this section of Baloo for us each month. You can reach him at [bobwhitejonz@juno.com](mailto:bobwhitejonz@juno.com) or through the link to write Baloo on [www.usscouts.org](http://www.usscouts.org). CD*

**Roundtable Prayer**  
*Scouter Jim, Bountiful UT*

Lord, open our eyes that we may see you in our brothers and sisters. Lord, open our ears that we may hear the cries of the hungry, the cold, the frightened, the oppressed. Lord, open our hearts that we may love each other as you love us. Renew in us your spirit. Lord, free us and make us one. Amen

*A prayer of compassion from Mother Teresa*

**The Compassion of Mother Teresa**  
*Scouter Jim, Bountiful UT*

Born Agnes Gonxha Bojaxhiu in 1910 in Albania, she changed her name to Teresa when she became a nun in 1928. She arrived in Calcutta India with Five Rupees and gave that away to the poor. In her honor last year the Government of India issued a commemorative Five Rupee Coin with her image to mark her 100<sup>th</sup> Birthday. Below are stories from Mother Teresa on giving in her own words:

I will tell you a story. One night a man came to our house and told me, "There is a family with eight children. They have not eaten for days."

I took some food with me and went. When I came to that family, I saw the faces of those little children disfigured by hunger. There was no sorrow or sadness in their faces, just the deep pain of hunger. I gave rice to the mother. She divided the rice in two, and went out, carrying half the rice. When she came

back, I asked her, "Where did you go?" She gave me this simple answer, "To my neighbors; they are hungry also!" I was not surprised that she gave-poor people are really very generous. I was surprised that she knew they were hungry. As a rule, when we are suffering, we are so focused on ourselves, we have no time for others.

Some time ago I made a trip to Ethiopia. Our sisters were working there during that terrible drought. Just as I was about to leave for Ethiopia, I found myself surrounded by many children. Each one of them gave something. "Take this to the children! Take this to the children!" they would say. They had many gifts that they wanted to give to our poor. Then a small child, who for the first time had a piece of chocolate, came up to me and said, "I do not want to eat it. You take it and give it to the children." This little one gave a great deal, because he gave it all, and he gave something that was very precious to him.

Have you ever experienced the joy of giving? I do not want you to give to me from your abundance. I want you to give of yourself. The love you put into the giving is the most important thing.

As wonderful as Mother Teresa was, there are others closer to home just a committed to helping. In Utah, Mother Teresa goes by the name of Pamela Atkinson. A poor girl from England who grew up sleeping heel to head with her two sisters in one bed. He is not a Catholic Nun but a Presbyterian Elder. She is trained as a Hospital Administrator, but spends her time helping the poor and advocating for those with no voice. The following was reported in the Deseret News, October 3, 2010.

As testament to Atkinson's accomplishments and her stature in Utah, the Pamela Atkinson Homeless Trust Fund (PAHTF) was established in her name and is funded by the Utah State Legislature and by contributions made by individuals. Money from the fund goes to various agencies statewide to move people from homelessness to self-sufficiency.

Additionally, the Fourth Street Clinic for homeless people was renamed the Pamela Atkinson Fourth Street Clinic in 2003. The clinic offers free comprehensive healthcare, both medical and dental services, to homeless families and individuals.

There are probably many such people all across America. Find them, learn about them, help them do their work of compassion and do your own work of compassion.

Finally here is a quote from Pamela Atkinson on compassion:

Most people are willing to give of their time and skills when opportunities to serve are presented to them. There are volunteer opportunities in many settings and in collecting bedding, clothing, food and other essentials for families who are making the transition from homelessness to having homes of their own. I strongly believe that we should never underestimate the powerful impact on people from even a small amount of giving and caring.

### Quotations

*Quotations contain the wisdom of the ages, and are a great source of inspiration for Cubmaster's minutes, material for an advancement ceremony or an insightful addition to a Pack Meeting program cover*

I want you to be concerned about your next door neighbor.

Do you know your next door neighbor? [Mother Teresa](#)

If you can't feed a hundred people, then feed just one.

[Mother Teresa](#)

Joy is a net of love by which you can catch souls.

[Mother Teresa](#)

Let us always meet each other with smile, for the smile is the beginning of love. [Mother Teresa](#)

Love begins at home, and it is not how much we do... but how much love we put in that action. [Mother Teresa](#)

Love begins by taking care of the closest ones - the ones at home. [Mother Teresa](#)

Spread love everywhere you go. Let no one ever come to you without leaving happier. [Mother Teresa](#)

The miracle is not that we do this work, but that we are happy to do it. [Mother Teresa](#)

We shall never know all the good that a simple smile can do. [Mother Teresa](#)

If you haven't any charity in your heart, you have the worst kind of heart trouble. [Bob Hope](#)

A good character is the best tombstone. Those who loved you and were helped by you will remember you when forget-me-nots have withered. Carve your name on hearts, not on marble. [Charles H. Spurgeon](#)

Treat everyone with politeness, even those who are rude to you - not because they are nice, but because you are.

[Author Unknown](#)

What this world needs is a new kind of army - the army of the kind. [Cleveland Amory](#)

If you want others to be happy, practice compassion. If you want to be happy, practice compassion. [Dalai Lama](#)

During my second year of nursing school our professor gave us a quiz. I breezed through the questions until I read the last one: "What is the first name of the woman who cleans the school?" Surely this was a joke. I had seen the cleaning woman several times, but how would I know her name? I handed in my paper, leaving the last question blank. Before the class ended, one student asked if the last question would count toward our grade. "Absolutely," the professor said. "In your careers, you will meet many people. All are significant. They deserve your attention and care, even if all you do is smile and say hello." I've never forgotten that lesson. I also learned her name was Dorothy.

[Joann C. Jones](#)

I always prefer to believe the best of everybody, it saves so much trouble. [Rudyard Kipling](#)

A fellow who does things that count, doesn't usually stop to count them. [Variation of a saying by Albert Einstein](#)

Kindness is the language which the deaf can hear and the blind can see. [Mark Twain](#)

A kind word is like a Spring day. [Russian Proverb](#)

Kindness is in our power, even when fondness is not.

[Samuel Johnson](#)

Don't wait for people to be friendly, show them how.

[Author Unknown](#)

If we should deal out justice only, in this world, who would escape? No, it is better to be generous, and in the end more profitable, for it gains gratitude for us, and love.

[Mark Twain](#)

How far you go in life depends on your being tender with the young, compassionate with the aged, sympathetic with the striving and tolerant of the weak and strong. Because someday in your life you will have been all of these.

[George Washington Carver](#)

You can't live a perfect day without doing something for someone who will never be able to repay you. [John Wooden](#)

Kindness, like a boomerang, always returns.

[Author Unknown](#)

The best portion of a good man's life - his little, nameless, unremembered acts of kindness and love.

[William Wordsworth](#)

You cannot do a kindness too soon, for you never know how soon it will be too late. [Ralph Waldo Emerson](#)

The everyday kindness of the back roads more than makes up for the acts of greed in the headlines. [Charles Kuralt, On the Road With Charles Kuralt](#)

Too often we underestimate the power of a touch, a smile, a kind word, a listening ear, an honest compliment, or the smallest act of caring, all of which have the potential to turn a life around. [Leo Buscaglia](#)

Make it a practice to judge persons and things in the most favorable light at all times and under all circumstances.

[Saint Vincent de Paul](#)

The best way to knock the chip off your neighbor's shoulder is to pat him on the back. [Author Unknown](#)

Kindness is the greatest wisdom. [Author Unknown](#)

The best practical advice I can give to the present generation is to practice the virtue which the Christians call love.

[Bertrand Russell](#)

There are no traffic jams when you go the extra mile.

[Attributed to both Zig Ziglar and Dr. Kenneth McFarland](#)

The true meaning of life is to plant trees, under whose shade you do not expect to sit. [Nelson Henderson](#)

Those who bring sunshine to the lives of others cannot keep it from themselves. [James Matthew Barrie](#)

In about the same degree as you are helpful, you will be happy. [Karl Reiland](#)

I expect to pass through life but once. If therefore, there be any kindness I can show, or any good thing I can do to any fellow being, let me do it now, and not defer or neglect it, as I shall not pass this way again. [William Penn](#)

## The Bridge Builder

By Will Allen Dromgoole  
Grand Teton Council

An old man, going a lone highway,  
Came, at the evening, cold and gray,  
To a chasm, vast, and deep, and wide,  
Through which was flowing a sullen tide.

The old man crossed in the twilight dim;  
The sullen stream had no fears for him;  
But he turned, when safe on the other side,  
And built a bridge to span the tide.

"Old man," said a fellow pilgrim, near,  
"You are wasting strength with building here;  
Your journey will end with the ending day;  
You never again must pass this way;  
You have crossed the chasm, deep and wide-  
Why build you a bridge at the eventide?"

The builder lifted his old gray head:  
"Good friend, in the path I have come," he said  
"There followeth after me today,  
A youth, whose feet must pass this way.

This chasm, that has been naught to me,  
To that fair-haired youth may a pitfall be.  
He, too, must cross in the twilight dim;  
Good friend, I am building the bridge for him."

## TRAINING TOPICS

### Every Child Deserves a Safe Haven.

*Bill Smith, the Roundtable Guy*

Every child should feel safe: no monsters under the bed, no bullies or predators lying in wait, no cruelty, no rejection, and no intolerance.

#### Every child deserves a Safe Haven.

Our dens and our packs must provide this to each boy. He must always feel welcome, respected, and safe whenever he enters into our meetings and events. No exception is permissible.

#### A Special Place

The following is from an earlier Scoutmaster's Manual and has been often reprinted in Scouting venues.

Scouting is a special place. The rules are the ones we know well: the [Scout Oath and the Scout Law](#). We create a safe haven in Scouting, a place where everyone should feel physically and emotionally secure. We do this in several ways:

We set the example for ourselves and others by behaving as Scouts should. We live by the Scout Oath and Law each moment of each day, to the best of our abilities.

We refuse to tolerate any kind of inappropriate put-down, name-calling or physical aggression.

We communicate our acceptance of each participant and each other through expressions of concern for them and by showing our appreciation whenever possible.

We create an environment based on learning and fun. We seek the best from each participant, and we do our best to help him achieve it.

When Dave Lyons added this to a Training Tip years ago, he emphasized that rules implicit the Cub Scout Promise and the Law of the Pack were just as viable. It equally applies to Cub Scouting as well.

Just how can we turn our dens, our packs, our schools and even our homes into these safe havens? How do we recognize and then eliminate the conditions and situations that cause fear, intimidation or rejection? Like many other aspects, it takes commitment, planning and perseverance by all of us.

#### Start At The Top

We must start by recognizing that establishing quality is a top-down process. The Pack Committee, top leadership and even the Chartered Organization people must work together to get it off the ground. These are the adults who must show the example by behaving as Scouts should.

#### Buy-in By All

It is important that every leader – indeed every parent – in the pack agrees to our plan to make our pack a safe haven. That we will faithfully follow the rules in *The Guide To Safe Scouting*, and that we will do our best to ensure that each Cub Scout feels welcome, safe and secure

They need to make scouts feel:

- (1) free of physical and emotionally threats and intimidation, and
- (2) welcome, accepted and respected.

Once they agree that our pack and our dens will be safe havens and then act that way, things are off and running.

#### Choice of Activities

Scouting events need to provide a friendly, cheerful and affirming environment for ALL scouts. In our own conduct we must avoid unnecessary roughness, physical and verbal threats, foul language, and disrespect, and we should not tolerate such behavior by others. Cub Scouting should be fun, it should build character, and it should give scouts opportunities to gain confidence and self-respect by their successes.

Avoiding negative behavior is not enough. We need to look for ways to make every boy feel welcome and respected. To see that all Cubs feel included and are encouraged by their involvement with the pack we can —

- (1) Actively welcome and attempt to draw all boys into den and pack activities.
- (2) Watch for those who feel left out because of their own limitations and interests, or because of something that happened; then we can intervene to give help and good will to such boys so that we can bring them back into our group.

*Adapted from Jery Stedinger, Troop 2,  
Baden-Powell Council; [www.Scoutmaster.org](http://www.Scoutmaster.org)*



**Communication Is Important.**

The better that the families in each den and in the entire pack know each other, the easier it is to establish safe havens. If you know a boy and know his family, you are more likely to watch out for him and keep him safe. He is more likely to trust you and come to you for help. Activities that bring families together – like Blue and Gold Banquets, pack picnics and campouts – foster good communication channels. When you plan these events, look for ways to mix families so they get to meet different people and get to know each other. Just knowing a boy by name encourages a certain guardian relationship. This is another good reason to always emphasize his name when honoring a Cub Scout in a pack ceremony.

**Know Your Children’s Friends**

Parents must be vigilant. You have to be aware of who your children associate with both in and out of school. One of the huge benefits of Cub Scouting is that parents are forced to meet and communicate with other neighborhood parents which puts you one good step ahead. After a year in Tigers, two Cub Scout and two Webelos years, parents should feel comfortable checking with each other on all sorts of subjects that concern them. These relations can be invaluable to parents as their kids enter the teen years.

**Den Codes of Conduct are Essential Tools.**

Boys feel more secure when things are orderly and routine. It is important that Cubs not only are safe but that they also feel safe. Your den Code of Conduct should do just that. It should have a lot of boy-input so they feel ownership and should also address interpersonal relations that may be intimidating or threatening. At every den meeting a boy should be able to say, “I’m safe, I’m with friends, I’m having fun, and I belong.”

\*\*\*\*\*

**What are YOU going to do now?**

*The best gift for a Cub Scout.....  
.....get his parents involved!*

✓ *Be sure to visit Bill Smith’s website*

<http://rt492.org/>

to finds more ideas on everything Cub Scouting.

This column was taken from one of Bill's from 2006. He has officially retired from Baloo's staff - and is missed. He wrote me - "Come October, 2010, I will have completed my 48th year as an adult Scouter. It’s probably time I started taking it easy. *But I am interested in learning about the experiences that CS leaders have with the CS-2010. Reach Bill Smith at [wt492@wtsmith.com](mailto:wt492@wtsmith.com).*

**DEN MEETING TOPICS**

Wendy, Chief Seattle Council

MONTH/ CORE VALUE	JANUARY: POSITIVE ATTITUDE		FEBRUARY: RESOURCEFULNESS		MARCH: COMPASSION		
	MEETING #	9	10	11	12	13	14
TIGERS	E#1 Celebrate E#2 Decorations	Ach. #5 Tools	E#13 Making Change E#50 Visit Bank	E#47 Recycling E#21 Puppets	E#41 Visit Transportation Station	E#26 Phone Manners E#27 Emergency E#15 Colors E#12 Card	E#31 Animals E#43 Veterinarian field trip
WOLVES	Ach. #15 Games Ach. #16 Building Muscles	Ach. #5 Tools	E#13 Birds	Ach. #12 Choices	E#6 Books E#12a Sketch	E#14 Pets	E#10 American Indians
BEARS	Geologist	Ach. #13 Saving & Spending Ach. #15 Games	Ach. #13 Saving & Spending Ach. #15 Games	Ach. #8 The Past Ach. #17 Information	Ach. #5 Sharing Your World with Wildlife	Ach. #5 Sharing Your World with Wildlife	Ach. #6 Take Care of Your Planet
WEBELOS	Ready Man	Geologist	Geologist	Engineer	Engineer	Craftsman	Craftsman
ARROW OF LIGHT	Ready Man	Arrow of Light	Arrow of Light	Handy Man	Sportsman	Communicator	Sportsman
PACK NIGHT THEME-VALUE		Pinewood Derby (Positive Attitude)		Blue & Gold Banquet (Resourcefulness) Scout history, birthday			Disabilities Awareness (Compassion)

*From Bob Scott at National in answer to my question on the role of Roundtables with the new delivery system - Dave, you have it right. No changes to roundtable’s role, how it's executed, etc. Bob Scott , Innovation Coordinator - CS 2010*

## ROUNDTABLES

*Beverly, Capital Area Council*

***Beverly is one of the nice ladies behind the counter at her council service center (No one says Headquarters anymore) that greet people as they arrive. (That is her description not mine***

### Roundtable Commissioner and Staff Awards

Did you know that, as a Roundtable Commissioner (RTC), you can earn **the Scouter's Training Award, the Arrowhead Award** and the **Commissioner's Key**? You are, also, eligible to be nominated for **Distinguished Commissioner**. And does your team know that they can earn the **Scouter's Training Award** knot by being trained and serving on roundtable staff? The requirements are not difficult and it is a nice perk for doing a fun job. First, everyone must register, either as the RTC or RT staff (if you are already registered with a unit, you can "multiple" at no charge). This places you on the district committee, as part of the commissioner staff and entitles you to wear the silver loops.

As with other knots, tenure and training are the big requirements. A staff member must be registered for 2 years as roundtable staff in order to qualify. The RTC must be registered as commissioner for 3 years out of 5. Remember tenure for one award may not be used to qualify for other training awards. Everyone must complete basic training for Cub Scout Roundtable Commissioners and Staff, which is usually offered as part of Commissioner training, or Commissioner College. The other training requirements consist of reviewing the Roundtable Planning Guide and the Cub Scout leader literature. The RTC must also complete the three session training program as found in the *Commissioner Basic Training Manual*. For Distinguished Commissioner, the R TC must have served 5 years (these can include the three years used for the Commissioners Knot).

The performance part of the requirements will let your staff rotate through the various parts of the agenda (opening ceremonies, gathering activities, demonstrations or presentations) as well as assist in planning and promoting. You, as RTC, will recruit and lead the staff in conducting the roundtables.

It's easy to earn this award! The hard part is making sure everyone fills out that registration form. I encourage you and your staff to check it out at <http://scouting.org/scoutsource/Media/forms.aspx>. For the Distinguished Commissioner go to <http://www.scouting.org/filestore/pdf/14-550.pdf>

## PACK ADMIN HELPS -

### Tour Plans to Replace Tour Permits

*N. Clark, District Director, Southern NJ Council (334)*

*M. Walton, [www.USScouts.org](http://www.USScouts.org)*

Effective March 1, 2011, what are currently known as local and national tour permits will be superseded by what will be called the tour plan. The online tour permit system will be suspended. This update is the accumulation of work by a cross-functional team of volunteers and staff including the Health and Safety Support Committee, Council Solutions, Outdoor Program Group, and Risk Management Advisory Panels.

Here is the definition of the tour plan in the Language of Scouting: "Units complete this form when planning for local, national, or international adventure. The plan helps ensure the unit is properly prepared, that qualified and trained leadership is in place, and that the right equipment is available for the adventure."

A sample Tour Plan as an Adobe.pdf fillable form with which you can familiarize yourself and be ready for March 1, 2001 is available at this link:

[http://www.scouting.org/filestore/pdf/680-014\\_fillable.pdf](http://www.scouting.org/filestore/pdf/680-014_fillable.pdf)

### What's different?

- ✓ The council is the reviewer of all tour plans; there is no regional review required.
- ✓ The tour plan consists of a tour planning worksheet to be completed by the unit/contingent. It is retained by the council and a tour plan is returned to the unit after processing.
- ✓ It's on standard 8.5 x 11-inch paper!
- ✓ There is a 21-day advance notice requested for units to submit the plan for your review.
- ✓ A single point of contact **who is not on the tour** is required for your local council's use is included.
- ✓ There is an updated Pledge of Performance.
- ✓ Defined reasons/times when a tour plan must be submitted for council review:
  - Trips of 500 miles or more
  - Trips outside of council borders not to a council-owned property
  - Trips to any national high-adventure base, national Scout jamboree, National Order of the Arrow Conference, or regionally sponsored event

- When conducting the following activities outside of council or district events:
  - Aquatics activities (swimming, boating, floating, scuba, etc.)
  - Climbing and rappelling
  - Orientation flights (process flying plan)
  - Shooting sports
  - Activities involving motorized vehicles as part of the program (snowmobiles, boating, etc.)
- At a council's request (allows council to add review times based on local needs)

#### What is not changed?

- ✓ A council can define "local" tour plan review needs in addition to the above.
- ✓ The Scout executive still needs to have in place a policy/procedure for tour plans.
- ✓ Requirements for qualified supervision, training, insurance, etc., remain unchanged—for example, CPR and Wilderness First Aid requirements for high-adventure camps.

#### Implementation:

- ✓ Your local council will be reviewing and updating their tour permit policy to a tour plan policy. Their new Tour Plan Policy should include:
  - Definition of activities or conditions that require a tour plan submission
  - Numbering, log sheet, and filing system for quick retrieval
  - Fax submittal policy/procedure
  - Systems for handling and maintaining online tour plans
  - Ability to find forms submitted after the fact, forms with only one signature, and incomplete forms defective (notify the submitters)
  - Procedure for actions required for "after-action" reporting and other non-compliance
  - Retention of forms until the statute of limitations has expired
  - Training on the use of and requirements for tour plans
- ✓ Expect to see articles about the new Tour Plans in/on your local council newsletters, websites, and roundtable helps communicating the changes.
- ✓ You should destroy any paper copies of the local or national tour permits you may have in your unit files.

Set up a bookmark or hyperlink from your unit website to the new Tour Plan and the FAQ's about it.

The link to the tour plan is:

[http://www.scouting.org/filestore/pdf/680-014\\_fillable.pdf](http://www.scouting.org/filestore/pdf/680-014_fillable.pdf)

The link to the FAQ page is:

<http://www.scouting.org/scoutsources/HealthandSafety/TourPlanFAQ.aspx>

Links are recommended versus hosting the document so that it can remain evergreen.

If you or your unit committee have any other questions or concerns, please direct them to

[Health.Safety@scouting.org](mailto:Health.Safety@scouting.org) .

## Tour Plan FAQs

### Q. Why should I complete a tour plan ?

- A. The tour plan is a checklist for best practices to be prepared for safe and fun adventure. Completing the tour plan may not address all possible challenges but can help ensure that appropriate planning has been conducted, that qualified and trained leadership is in place, and that the right equipment is available for the adventure.

In addition, the plan helps to organize safe and appropriate transportation to and from an event, and defines driver qualifications and minimum limits of insurance coverage for drivers and vehicles used to transport participants.

Please complete and submit this plan at least 21 days in advance to ensure your council has enough time to review the plan and assist you in updating the plan if it is found defective. When the review is complete, the second half of the plan is returned to you to carry on your travels.

### Q. When do I need to complete a tour plan ?

- A. Times when a tour plan must be submitted for council review include:

- Trips of 500 miles or more
- Trips outside of council borders not to a council-owned property
- Trips to any national high-adventure base, national Scout jamboree, National Order of the Arrow Conference, or regionally sponsored event
- When conducting the following activities outside of council or district events:
  - Aquatics activities (swimming, boating, floating, scuba, etc.)
  - Climbing and rappelling
  - Orientation flights (process flying plan)
  - Shooting sports
  - Any activities involving motorized vehicles as part of the program (snowmobiles, boating, etc.)
  - At a councils request

Regardless, the tour plan is an excellent tool that should be included in preparation for all activities, even those not requiring it. It guides a tour leader through itineraries, travel arrangement, two-deep leadership, qualifications of supervision, and transportation.

**Q. What is different on the tour plan vs. the tour permit?**

**A.** Several items:

- Council is the reviewer of all tour plans; no regional review is required.
- The tour plan consists of a tour planning worksheet that is completed by the unit/contingent. After processing, the council retains the tour planning worksheet and returns the tour plan to the unit.
- The plan can be printed on standard 8 ½-by-11-inch paper!
- 21- vs. 14-day advance notice requested for units to submit the plan for your review.
- A single point of contact (not on the tour) for council use included.
- Defined reasons/times when a tour plan must be submitted for council review.
- Updated Pledge of Performance.

**Q. My council is telling me my plan is defective; what does that mean?**

**A.** It would be best to address that with the reviewer directly so that defects can be removed. In many cases, it may just be that part of your plan was incomplete. Common reasons could include lack of two-deep leadership; training not completed, documented or expired; excessive daily travel; and not including vehicles with the capacity to carry the tour.

**Q. Is planning and preparing for Hazardous Weather Training required for all tours?**

**A.** Yes, it has been required for all tours, including local and national, Cub Scout, Boy Scout, and Venturing, since January 1, 2009. It should be repeated every two years and is appropriate for not only adults but Boy Scout aged youth as well. A CD is available for use at your unit, district and council events where internet access is not available. Search [www.scoutstuff.org](http://www.scoutstuff.org) for Item 610642 .

**Q. What should we use for permission from parents?**

**A.** The Activity Consent Form and Approval by Parents or Guardian is an appropriate resource.

**Q. Do I need anything else if we are going on a discovery flight?**

**A.** Yes, please complete the Flying Plan Application along with an Activity Consent Form and Approval by Parents or Guardian (for each participant).

**Q. Do I need to complete the accident/sickness insurance information if I don't know what it is?**

**A.** Many councils and some units purchase supplemental insurance for the entire year or an event. The completion of this section is at the council's discretion.

## LEADER RECOGNITION & INSTALLATION

### And Then Some

*Sam Houston Area Council*

These three little words are the secret to success.

They are the difference between average people and top people in most organizations.

The top people always do what is expected  
... and then some.

They are thoughtful of others, they are considerate and kind  
... and then some.

They meet their obligations and responsibilities fairly and squarely ... and then some.

They are good friends and helpful neighbors  
... and then some.

They can be counted on in an emergency  
... and then some.

I am thankful for people like this for  
they make the world more livable.

Their spirit is summed up in these three little words  
... and then some.

#### Set Up:

Candle or a small flashlight mounted on a display;  
Write on the display – "Thank you for lighting our path."

#### Presentation Words:

There are some leaders and parents with us tonight who have shared the bright light of their enthusiasm with us all year, and we need to thank them for their time and their dedication to our pack program. They lit our path with the energy they put into this event and did all they could and then some.

Would \_\_\_\_\_, \_\_\_\_\_, and \_\_\_\_\_ please come forward so we can show them our appreciation. (Present award and lead cheer.)



## SPECIAL OPPORTUNITIES

### Disabilities Awareness

[www.usscouts.org](http://www.usscouts.org)

*This subject was added in 2009. This is one area where a Cub Scout of any age can show Compassion.*

#### Belt Loop



#### Requirements

Tiger Cubs, Cub Scouts, and Webelos Scouts may complete requirements in a family, den, pack, school, or community environment. Tiger Cubs must work with their parents or adult partners. Parents and partners do not earn loops or pins.

#### Complete these three requirements:

1. Visit with a friend, family member, classmate, or other person with disabilities. Find out what this person enjoys and what this person finds difficult.
2. Attend a disabilities event such as an Easter Seals event, Special Olympics, a performance with sign language interpretation, an activity with Guiding Eyes dogs, or a wheelchair race. Tell your adult leader what you thought about the experience.
3. Make a display about one or more disabilities. It can include physical, learning, or mental challenges. Share the display at a pack meeting.

#### Academics Pin



*Earn the Disabilities Awareness belt loop, and complete five of the following requirements:*

1. People with disabilities move around in different ways such as crutches, scooters, and wheelchairs. Explain the differences. With an adult's supervision and permission, try to safely use one.
2. Using sign language, demonstrate the Cub Scout Promise and motto.
3. Read a book about a person with a disability.
4. Explain how your school helps students with disabilities (elevators, ramps, small classes, special tools and equipment, specialized teachers)
5. Describe one of the following and its purpose: occupational therapy, speech therapy, or physical therapy. Visit with a person who works in one of these fields and learn about his or her position.

6. Read about a famous person who has been physically or mentally challenged. Report what you learned to your den or family.
7. For two one-hour periods, and with adult supervision, go about your normal routine doing chores, watching television, studying, etc. Change your abilities by using one of these experiences, then share what you learned with your den.
  - o Hearing impairment — Muffle your ears with earmuffs or bandages.
  - o Sight impairment — Blindfold one or both eyes.
  - o Physical impairment— Bind an arm or leg so that it cannot be used.
  - o Speaking impairment — Cover your mouth or do not speak
  - o Choose an impairment of your own that is approved by an adult
8. Look at a catalog and find three items that could help a person with disabilities in their daily life. Explain how each item would help the individual.
9. Volunteer and help someone with disabilities in school, sports, or another supervised activity.
10. Visit a nursing home or elderly person and help someone with a meal.
11. Talk to someone who works with people who have disabilities. Ask what the person's position is like and how he or she helps people with disabilities.

#### Knot of the Month

*Baloo's Archives*

This month is a chance to focus on those great Scouters among us. Candidates for these awards must be nominated. Self-nomination disqualifies the candidate. Each of us knows someone who deserves one or both of these Awards. It takes some time to nominate someone, and the nominee should not be aware that they are being considered. Carefully research the nominees Scouting experience and Community Service. Get the nomination forms from your District or Council Staff and start the research process and nominate someone deserving.

#### District Award of Merit

*M. Walton, [www.USScouts.org](http://www.USScouts.org)*

[www.scouting.org](http://www.scouting.org)



#### General Information

The District Award of Merit is a council award presented by districts in the same manner that the Silver Beaver is a national award presented by councils. The award is available to Scouters who render service of an outstanding nature at the district level. The award is made available annually on the basis of 1 for each 25 traditional units or fraction thereof. The district need not present all the awards to which it is entitled each year.

It is not appropriate to nominate a Scouter who has already received this award. A professional Scouter or other council employee may not receive this award based on employment

service. However, a professional Scouter or employee who also serves as a volunteer Scouter may be eligible, based on volunteer service.

### Requirements

1. A nominee must be a registered Scouter.
2. A nominee must have rendered noteworthy service to youth in Scouting, outside Scouting, or both.

Note: The nature and value of “noteworthy service to youth” may consist of a single plan or decisions that contributed vitally to the lives of large numbers of youth or it may have been given to a small group over an extended period of time.

3. Consideration must be given to the nominee’s Scouting position and the corresponding opportunity to render outstanding service beyond the expectations of that Scouting position.
4. The nominee’s attitude toward and cooperation with the district and/or council is to be taken into consideration.
5. Nominations cannot be considered for posthumous awards.

### Procedure

Annually, district chairs will call for nominations for the District Award of Merit from all volunteers. The chair will then appoint a temporary special District Award of Merit committee of not more than five persons to consider **all** candidates (nominees) and make recommendations of those to receive the award to the council through the Scout executive.



### Silver Beaver Award

M. Walton, [www.USScouts.org](http://www.USScouts.org)  
[www.scouting.org](http://www.scouting.org)

Great Rivers Council <http://www.bsa-grc.org>



The Silver Beaver Award is the council-level distinguished service award of the Boy Scouts of America. Recipients of this award are registered adult leaders who have made an impact on the lives of youth through service given to the council. The Silver Beaver is an award given to those who implement the Scouting program and perform community service through hard work, self sacrifice, dedication, and many years of service.

The Silver Beaver award was introduced in 1931 as a means of recognizing Scouters who provided distinguished service

to youth on the local level. The award is made by the National Council, upon the recommendation of the Local Council.

The first Silver Beaver awards were issued on a blue/white/blue pocket ribbon. Due to the heavy weight of the medallion, it was switched over to a neck ribbon in mid 1932. Initially the Silver Beaver award was only presented to men, with the Silver Fawn being a similar award for deserving women. The requirements were changed in 1974 to allow the Silver Beaver to be presented to both outstanding male and female Scouters.

The award is presented at the annual recognition dinner in April, with nominations coming from Scouters from within Great Rivers Council. If you wish to nominate someone who has gone above and beyond the call of duty as a volunteer Scouter, [you can download a nomination form here.](#) (<http://www.scouting.org/filestore/pdf/92-103.pdf> )

The Silver Beaver Award is presented upon action of a Council Executive Board of one of the BSA's local Councils or the Direct Service Council for outstanding service to youth within the Council or for outstanding longtime service to youth by a registered Scouter residing within that Council. The average tenure for Silver Beaver candidates is ten years or longer.



## PACK NIGHT IDEAS

Here are some themes that should have good material for

### Compassion

*Wendy, Chief Seattle Council*

“Walk in my Shoes,” March 2004

Baloo's Bugle

<http://usscouts.org/usscouts/bbugle/bb0402.pdf>,

“Seeds of Kindness,” November 2008

Baloo's Bugle

<http://usscouts.org/usscouts/bbugle/bb0810.pdf>.

CS Program Helps

<http://www.scouting.org/filestore/pdf/2008-11.pdf>

## GATHERING ACTIVITIES

*"Gathering Activities" for large groups and getting groups to know each other are in this edition. Those good for dens (e.g. word searches, puzzles, mazes) are in the Den edition. Dave*

*Note on Word Searches, Word Games, Mazes and such – In order to make these items fit in the two column format of Baloo's Bugle they are shrunk to a width of about 3 inches. Your Cubs probably need bigger pictures. You can get these by copying and pasting the picture from the Word version or clipping the picture in the Adobe (.pdf) version and then enlarging to page width. CD*

### Human Scavenger Hunt List:

*Cascade Pacific Council*

- ♣ Two people who have the same first and last initial
- ♣ The person in the group who was born the farthest away from here
- ♣ Two people with the same middle name
- ♣ A group of people whose ages add up to 100
- ♣ A group of people whose shoe sizes add up to 40
- ♣ Two people with the same birthday (or birthday month)
- ♣ A group of three people who all have different colored eyes
- ♣ Two people who have no siblings (only child)
- ♣ A group of people who can spell a word by putting together the first letters of their first names
- ♣ Two people with either parents with the same first name
- ♣ Two people who have a state quarter in their pocket or purse

### Disability Awareness Round Robin



*Alice, Golden Empire Council*

Have several Disability Awareness games set up around the room. As people arrive, divide them up so some people start at each station, then go around clockwise to the other stations. The Braille Cell below would work. See other suggested activities under GAMES section.

### Your Name in Bumps!

*Alice, Golden Empire Council*

Most people read by using their eyes. However, people who can't see can still read. They read with their fingertips!



### The Braille Alphabet

- ♣ The Braille alphabet is based on a rectangle of six dots.
- ♣ Each dot position has a number, 1 through 6.
- ♣ For each letter, some dots are raised and some are not.
- ♣ For example, an A has one raised dot in position 1.
- ♣ The G has four raised dots in positions: 1, 2, 4, and 5.

Can you write your name in Braille in this box?

Use as many boxes as you need, one letter to a box.


Want to see how it feels? Use the pencil to poke a little hole at each dot from the back side. Now close your eyes and read with your fingers!

### No Matter How Small

*Alice, Golden Empire Council*

Read "Horton Hears the Who" to celebrate the birthday of Dr. Seuss and "Read Across America Day," both of which are on March 2<sup>nd</sup>. A fun story about compassion – that teaches "A person's a person, no matter how small."

### Whoville on an Eraser

*Alice, Golden Empire Council*

Pencils didn't always have an eraser! The idea was patented on March 28, 1858. But if you glue a large pink pompom on top of the pencil eraser, (to represent Whoville) and a tiny white pompom on top of that to represent the "Who" – you will have "Whoville" on an Eraser!

### Invite families to bring photos and material about their favorite service project to help others –

Give each family a chance to share what they chose as a project, why they chose it, and how it has impacted their family and those they served.

## OPENING CEREMONIES

### A Matter of Compassion

*Alice, Golden Empire Council*

Before the meeting, prepare large letters that spell out COMPASSION, so that each boy in turn can hold up or post his letter on the wall.

**Narrator:** This month, we've been learning all about a Core Value.

**Cub #1:** (*Posts letter C or holds it up*) Caring for others is what Cub Scouts do – a Good Deed every day!

**Cub #2:** (*Posts letter O or holds it up*) Only when you "Walk a Mile" in someone else's shoes can you really understand.

**Cub #3:** (*Posts letter M or holds it up*) Make sure you treat others as you would like to be treated!

**Cub #4:** (*Posts letter P or holds it up*) Put yourself in the other guy's place – it will change how you act.

**Cub #5:** (*Posts letter A or holds it up*) Always use kind words and tone of voice.

**Cub #6:** (*Posts letter S or holds it up*) Some people have special challenges that make it hard to walk or move.

**Cub #7:** (*Posts letter S or holds it up*) Some people have special challenges that make it hard to read or talk like everyone else.

**Cub #8:** (*Posts letter I or holds it up*) I learned how they feel with some of the games we played this month.

**Cub #9:** (*Posts letter O or holds it up*) Overcoming challenges takes a lot of courage.

**Cub #10:** (*Posts letter N or holds it up*) So NEVER forget to Do Your Best, no matter how you show Compassion to others!

**Emcee:** Let's now celebrate this great country, with the tradition of accepting people of all races and creeds, and the freedom to accept and help anyone with challenges!

### Begin Flag Ceremony

### Shoes Opening Ceremony

*Cascade Pacific Council*

**Cub #1:** S- stands for special needs, that we may be aware of the differences in God's children.

**Cub #2:** H- stands for helping one another.

**Cub #3:** O- stands for obstacles, which we all face.

**Cub #4:** E- stands for education, that we will learn respect for all.

**Cub #5:** S- stands for sign language.

**Cub #6:** (*or a Leader*) Would everyone please join me in signing the Cub Scout Promise?

### I Will Use

*Cascade Pacific Council*

**Cub #1:** This is my country. I will use my eyes to see the beauty of this land.

**Cub #2:** I will use my ears to hear its sounds.

**Cub #3:** I will use my mind to think what I can do to make it more beautiful.

**Cub #4:** I will use my hands to serve and care for it.

**Cub #5:** And with my heart, I will honor it.

### U Are Important

*Cascade Pacific Council*

**Set Up** – Six Scouts with signs lettered as indicated

**Cub #1:** We cannot spell: C\_B SCO\_TS without U

**Cub #2:** We cannot spell: YO\_TH without U

**Cub #3:** We cannot spell: AD\_LT without U

**Cub #4:** We cannot spell: S\_CCESS without U

**Cub #5:** We cannot spell: F\_N without U

**Cub #6:** We cannot spell: O\_TDOORS without U

**All:** Clearly, Scouting needs U!

### I Can

*Cascade Pacific Council*

**Cub #1:** I CAN...Stand tall, in my heritage and believe fully in America!

**Cub #2:** I CAN...strive for the highest pinnacle - or any other spot I so choose - it is my decision, to be freely arrived at!

**Cub #3:** I CAN...worship at the church of my choice - read whatever books, articles, or newspapers I choose - select my own home, friends, job and associates!

**Cub #4:** I CAN...sleep peacefully - free from the fear of midnight persecution - secure in the protection of my rights!

**Cub #5:** I CAN...fail as well as succeed - this is true freedom!

**Cub #6:** I CAN...shape my own destiny - have my visions realized - achieve anything I really believe I can!

**Cub #7:** I CAN...fail and still be counted a man - gain strength and experience through mistakes - lose it all, and start over again as many times as my spirit is willing - until my dreams are reality!

**Cub #8:** I CAN...grow as large as my dominant aspirations - be as big as I am willing to pay the price to become!

**Cub #9:** I CAN ...own my own home - start a business - invest in my future - climb to the stars by constructing my own staircase!

**Cub #10:** I CAN...compete and receive in direct proportion to my efforts - thank others for assistance in my success - but look only to myself for my failures!

**Cub #11:** I CAN...raise my family in freedom - and freely change homes, jobs, friends, tastes - location, vocation, and avocation - but, most importantly - I can change myself!

**Cub #12:** I CAN...because I am an American!



**Save Our World, Share Our Culture**  
*Cascade Pacific Council*

Each Cub holds a poster with his letter on one aide and his part written on the other if needed. For a boy who may be to shy to speak or who's handicap may not allow him to speak. They can hold up the "&" poster and all the boys can say together "and. " If available boys could also be dressed in the traditional costumes of their cultures.

- Cub #1:** S Scouting brings all together.  
**Cub #2:** A Adults help to teach us tolerance.  
**Cub #3:** V Vision a world were we all care.  
**Cub #4:** E Excitement and joy would fill the air.  
**Cub #5:** & And  
**Cub #6:** S Scouting makes us think about each other.  
**Cub #7:** H Hoping our differences help us not hinder.  
**Cub #8:** A Adults teach us to face challenges each day.  
**Cub #9:** R Right and wrong we know the way.  
**Cub #10:** E Each of us can make a difference.  
**ALL** Peace can come to all of us, if we share our cultures and respect each other.  
**Leader** Will everyone please stand for the Pledge of Allegiance.



**C-U-B-S**

*Cascade Pacific Council*

**Personnel:** 4 Cub Scouts

**Equipment:** The only prop needed will be 4 sheets of paper with the individual letters C—U—B—S written on each sheet. The boys should line up to spell out the word. To make it easier for the boys, the following should be written on the back of each appropriate sheet so that it may be read.

- Cub # 1:** C — stands for COURTESY. A Cub Scout is courteous. He is courteous to his elders, his friends, his teacher, and especially his parents. He is courteous in all that he says and does.
- Cub # 2:** U — stands for UNITY. When a boy joins a pack, he becomes a member of a den, too. He does not work alone, but with other boys. He learns to get along with others.
- Cub # 3:** B — stands for BRAVERY. The Cub Scout is courageous enough to stand up for the things that he thinks are right, honesty and fair play. Thereby, making the world a better place in which to live.
- Cub # 4:** S — stands for SERVICE. A boy not only does service to himself while he is a Cub Scout, but he also serves others. He helps spread good will.

## AUDIENCE PARTICIPATIONS & STORIES

### Wouldn't And Shouldn't – A Different Perspective

*Alice, Golden Empire Council*

Divide the group into two halves and assign each group one of the words listed below. Practice as you make assignments. Read the story.

WOULDN'T: No, No, No  
 SHOULDN'T: Never, Never, Never

Once there was a trash pick-up company who had two people that worked for them that were always causing trouble. One of them was named **WOULDN'T** and the other was named **SHOULDN'T**.

**WOULDN'T** would never drive his garbage route the same way twice and so he missed picking up some of the people's trash. **SHOULDN'T** would drive around his route so early that half the people had not even put out the garbage when he came around. No matter what the supervisor told them it made no difference. **WOULDN'T** would start on a different street, and **SHOULDN'T** would start before light. Complaints were being phoned into the trash pick-up company all the time. Finally a lady told **SHOULDN'T** how much she appreciated him and the trash pick-up company.

She told him how horrible her property would be if it were not for the garbage disposal. A man thanked **WOULDN'T** for getting out of his truck and picking up some of the garbage that had fallen onto the road.

That had been the trouble all along. **SHOULDN'T** was embarrassed to be driving a trash pick-up truck. When he realized how necessary his job was, he stopped going so early so that no one would see him and all the people on his route were happy.

**WOULDN'T** didn't feel that what he did was important. From that day on, he still started on a different street every week but he never missed a house.

So now the trash pick-up company is happy and so are **WOULDN'T** and **SHOULDN'T**.

And that just goes to show that sometimes all it takes is for someone to look at the situation and understand another person's feelings!

### The Muddy Facts

*Cascade Pacific Council*

Divide the group into two halves and assign each group one of the words listed below. Practice as you make assignments. Read the story.

Feet P-U!  
 Shoes STOMP, STOMP, STOMP

One very muddy day, 12 Wolf Cub Scouts showed up for den meeting with their 24 **FEET** in 24 muddy **SHOES**. Mrs. Jones & Mrs. Whitney, the den leaders, met all 24 **FEET** and muddy **SHOES** at the front door and had the boys take them off and leave them on some newspaper by the front door. The den meeting was fun, and after it was over the den

leaders started trying to match up the 24 muddy **SHOES** with the 24 **FEET**. Finally there was only one pair left. Sam was the only Cub with no **SHOES** on. However, they appeared to be too small for Sam's **FEET**. After tugging and struggling the den leaders were finally able to get the **SHOES** on, but Sam said, "These are not mine. They don't fit my **FEET**!" The den leaders looked at all the muddy **SHOES** on the **FEET** of the other Cub Scouts in dismay. They all seemed to have their own **SHOES**. What was the problem? After much pulling and yanking the den leader finally got the **SHOES** off Sam's **FEET**. Just as they did, Sam announced, "They are my little brothers **SHOES**. I had to wear them because I couldn't find my own."

### The Misspelled Smoke Signals

*Cascade Pacific Council*

Divide the audience into five groups and assign each group one of the words listed below. Practice as you make assignments. Read the story.

LITTLE BEAR: "I'll get this right!"  
 DRUMS: (Hit thighs rhythmically)  
 SMOKE SIGNALS: "Pooff, Pooff!"  
 INDIAN: (War whoop)  
 MOTHER: "You can do it!"

**LITTLE BEAR** was a very hard working **INDIAN** boy. He studied hard to learn to play the **DRUMS** so he could send messages to his friends in other villages. But **LITTLE BEAR** had trouble with his lessons in **SMOKE SIGNALS**. After one particularly frustrating experience, **LITTLE BEAR** ran into his teepee and threw himself down on his buffalo skin bed. "What is the trouble, **LITTLE BEAR**," asked his **MOTHER** who was busy sewing new buckskins for his father. "**MOTHER**," why must **INDIANS** learn to do **SMOKE SIGNALS**?" **LITTLE BEAR** asked. "To communicate," she replied, "This is so the **INDIANS** from our tribe can talk to other villages."

"But we have the **DRUMS**," said **LITTLE BEAR**. "This may not always be enough," his **MOTHER** replied, "we also need the **SMOKE SIGNALS**." Now go on back and practice your **SMOKE SIGNALS** some more.

**LITTLE BEAR** left the teepee. He stopped by his **DRUMS** and sent a little message, but no one answered. So he made a little fire, just the right size to send **SMOKE SIGNALS**. He took out his blanket and when the fire was just right, he trapped the smoke and let out a nice little puff. But it just didn't look right. Then an old **INDIAN** said, "I see what you are doing wrong. You are not spelling it right." **LITTLE BEAR** looked surprised: he did not know you could misspell **SMOKE SIGNALS**. "Let me show you," said the old **INDIAN**. He took the blanket and held it a bit differently. As he released the **SMOKE SIGNAL** it floated softly into the sky. And it looked just right.

"I see," said **LITTLE BEAR**, "I was holding it wrong." He took the blanket and tried it himself. Once again a perfect **SMOKE SIGNAL** drifted into the afternoon sky. "Oh, thank you, thank you," he said turning to where the old **INDIAN** had stood. But the old **INDIAN** had disappeared. **LITTLE BEAR** ran to the teepee. "**MOTHER**," he called, "I can do it! Now I can communicate with **DRUMS** and **SMOKE**

**SIGNALS**. **MOTHER**, who was the old **INDIAN** who help me?" But **LITTLE BEAR'S MOTHER** did not answer, she only smiled.

### The King's Highway

*Grand Teton Council*

Once a king had a great highway built for the members of his kingdom. After it was completed, but before it was opened to the public, the king decided to have a contest. He invited as many as desired to participate. Their challenge was to see who could travel the highway best. On the day of the contest the people came. Some of them had fine clothing, fine hairdos, or great food. Some young men came in their track clothes and ran along the highway. People traveled the highway all day, but each one, when he arrived at the end, complained to the king that there was a large pile of rocks and debris left on the road at one spot, and this got in their way and hindered their travel.

At the end of the day, a lone traveler crossed the finish line and wearily walked over to the king. He was tired and dirty, but he addressed the king with great respect and handed him a bag of gold. He explained, "I stopped along the way to clear away a pile of rocks and debris that was blocking the road. This bag of gold was under it all, and I want you to return it to its rightful owner."

The king replied, "You are the rightful owner."

The traveler replied, "Oh no, this is not mine. I've never known such money."

"Oh yes," said the king. "You've earned this gold, for you won my contest. He who travels the road best is he who makes the road smoother for those who will follow."

### BROKEN WATER JUG

*Great Salt Lake Council*

*This was a little long for a Cubmaster's minute but it is a great story. Use it wherever you want. CD*

100 years ago a family lived in the St. George area. Water had to be carried from the creek everyday for the family's use. Two large pots were suspended across the carriers back on a stout stick. One of the pots had a crack in it, while the other pot was perfect and always delivered a full portion of water. At the end of the long walk from the stream to the house, the cracked pot arrived only half full.

All summer this went on daily, with the bearer delivering only one and a half pots full of water to his house. Of course, the perfect pot was proud of its accomplishments, but the poor cracked pot was ashamed of its imperfection, and miserable that it was able to accomplish only half of what it had been made to do.

Finally it could bear it no longer and said to the bearer, "I am ashamed of

myself, and I want to apologize to you. I have been able to deliver only half my load because this crack in my side causes water to leak out all the way back to your house. Because of my flaws, you have to do all of this work, and you don't get full value from your efforts."

The bearer said to the pot, "Did you notice that there were flowers only on your side of the path? That's because I have known about your flaw, and I planted flower seeds, and every day while we walk back, you've watered them. I have been able to have these beautiful flowers to enjoy. Without you being just the way you are, there would not be this beauty for us all to look at"

It's the cracks and flaws we each have that make our lives together so very interesting and rewarding. Take each person for what they are, and look for the good in them.

## ADVANCEMENT CEREMONIES

### Compassion Through the Ages

*Alice, Golden Empire Council*

Before the Ceremony, each award is covered by a quote about Compassion. When the boy is called up, he reads the quote before receiving his award. See Quotes under Thoughtful Stuff or google your own. Simply google - "compassion quotes."

**Cubmaster:** There's a lot to think about if you want to practice being compassionate toward other people. Tonight, each boy is going to read a quote that will give us all some help in being more compassionate.

Call up boys and parents as usual, present awards to parents to present to their sons. Have parents present the awards.

Then ask each boy to read his compassion quote before he is given the parent pin to put on his parent or guardian.

When all awards have been given....

**Cubmaster:** As you can see, Compassion can be shown in many ways – thank you Cub Scouts, for sharing some wise ideas about Compassion. And thank you for working hard to earn those awards! Now we will have a big cheer to congratulate you!!

### Old Shoes

*Cascade Pacific Council*

**Props** - 6 different sizes of shoes - 1 for each rank - awards are inside the shoes. Use imagination in selecting shoes that fit the level of the award.

Have ceremony team divide up the parts. Maybe, have Den Leaders read the part for their dens.

**CM:** Bobcat – (Hold up shoe) These boys are taking their first steps in Cub Scouting - enjoying new friends and new experiences. (Call boys and parents forward and present awards.) Lead Cheer

**CA:** Tiger Cub - (Hold up shoe) Understanding Cub Scouting allows for more growth/ movement toward higher goals. (Call boys and parents forward and present awards.) Lead Cheer

**CM:** Wolf - (Hold up shoe) These boys are taking steps to understand family, self, respect of others and duty to God. (Call boys and parents forward and present awards.) Lead Cheer

**CA:** Bear - (Hold up shoe) These boys are a little older and are taking bigger steps to understand family, self,

respect of others and duty to God. (Call boys and parents forward and present awards.) Lead Cheer

**CM:** Webelos - (Hold up shoe) Now, the boys are learning to do things on their own, expanding their knowledge and taking steps to become Boy Scouts. (Call boys and parents forward and present awards) Lead Cheer

**WL:** Arrow of Light - (Hold up shoe) Soon we will have boys take the biggest/longest steps available in Cub Scouting. They will have achieved the highest award of Cub Scouting, the Arrow of Light. They will need to demonstrate continued growth and understanding as they prepare to move forward to Boy Scouting.

### The True Story of Travis

*Cascade Pacific Council*

**DL:** Here is a story to help the boys think before judging a person based on his physical appearance or handicap. Divide the story and have each one tell or read a part.

**DA:** Our den would like to tell you the true story of Travis. When Travis was one year old he was an adorable little toddler just like (child they know). He was just starting to walk and talk. He was a bright, happy, little guy who was curious about everything.

**Cub # 1:** One afternoon while his mother had her back turned to him, he tipped over a big pan of boiling water. Travis screamed as the hot water poured all over him, burning him badly. His mother grabbed him and put him in the sink, running cold water over him. She screamed for his older sister to call 911.

**Cub # 2:** Travis was taken to the hospital where they treated his deep burns. For a week no one knew if he would live or die. His family and friends prayed for him. After a week Travis began to get better, but he had to stay in the hospital for a long time.

**Cub # 3:** Over the next few years Travis had many painful operations and other treatments to try to make his burned skin better. His face was only burned on one side, by his ear, but he had ugly scars running down one side of his neck, one arm and all over his chest, back, belly and both legs.

**Cub # 4:** His family and friends were so happy to have Travis alive that they didn't mind his scars. But when he started school, some of the other children made fun of him. Travis was still a smart, nice boy, but some children could not see beyond his scarred skin. To them, he looked like a monster.

**Cub # 5:** When the children called him names, it made Travis very sad. He became very shy and tried to stay away from other children in order to avoid their hurtful comments. He thought that maybe because he looked different than the other kids that he really was a monster. None of the kids

took the time and trouble to find out what a wonderful person he really was.

**Cub # 6:** When you meet someone who looks different, think of Travis. Treat him kindly. You might find in him a wonderful friend if you don't judge him by the way he looks. And remember, an accident could happen to you, too.

**CM:** Thank you for the good story, boys. It gave us some valuable things to think about. It is not important how a person looks or what he CAN'T do. What is important is that he does his best.

**CA:** Tonight we are honoring \_\_\_\_\_ boys who have done their best. Will (names) please come forward with their parents? (Give awards.)

*Story by Carol Shaw Lord*

### **Twelve New Things**

*Cascade Pacific Council*

Arrangements: Have the large cardboard badges with stands for each. Start with all laying flat and .set each one up in turn. Alternate: Print and tape these to the back of the appropriate cards. Have a Cub of the appropriate rank bring a card up to the front of the audience, read the paragraph and then stand there until all cards have been read.

**Cub #1:** BOBCAT: I have learned five new things. I can give the Cub Scout Promise and the Law of the Pack. I know what Webelos means. I promise to do my best. I am a Bobcat.

*(Present Bobcat Awards)*

**Cub #2:** TIGER: My adult partner and I are having fun learning about the world around Cub Scouts and us. We enjoyed working on the five achievements to earn the tiger Badge.

*(Present Tiger Awards)*

**Cub #3:** WOLF: I have learned twelve new things. I grew physically and spiritually. I developed habits and attitudes of good citizenship. As I grew in mind and body, I also grew within my family. I learned to get along with others and gained a sense of personal achievement. It is fun being helpful and doing your best. I am a Wolf.

*(Present Wolf Awards)*

**Cub #4:** BEAR: I too have learned twelve new things. They required more skill and effort, but were fun and interesting. Many of the things I learned were preparing me to be a Boy Scout. The elective started giving me ideas about hobbies I might want to pursue in life. I am a Bear.

*(Present Bear Awards)*

**Cub #5:** WEBELOS: I am learning and understanding the requirements to become a Boy Scout. The Scout Oath and the Scout Law, and the parts of the Scout badge. I am learning about the outdoors through activities and the outdoor code. I have earned three activity pins. I am a Webelos.

*(Present Webelos Awards)*

### **Sign Advancement**

*Cascade Pacific Council*

**Personnel:** Cubmaster, leader or guest who knows sign language.

**Equipment:** Display (felt board, poster, chalk board or overhead projector) of sign alphabet. Display in full view of audience. Person signing is standing next to display for audience reference as Cubmaster speaks. Person signs and another gives closed captions)

**CUBMASTER:** "Speaking" is a form of communication most of us take for granted. If you can hear me speaking, then you probably have not had much reason to learn sign language. It is something very special to be able to speak, but make no sound, communicate with eyes and hands rather than voices and ears. It is indeed a talent, not just a trick for fun. For those who cannot hear; it is a way of life. In front of you is the sign language alphabet. Let's see if we can recognize our Scouts for their past month's achievements and learn a little of the silent language known as "Sign."

The first recipient comes, forward and is greeted by the Cubmaster. His award is announced vocally and then by Sign. Each award is presented in the same fashion.

**CUBMASTER:** I hope you have all learned just a little of the silent world of sign language. Maybe next time you see your fellow Scouts at a distance, you can talk to them without yelling or maybe next time you see two people speaking "Sign" you will understand a little better that special talent both share.

### **Cracker Jack**

*Cascade Pacific Council*

Show the boys a box of cracker jacks. Inside you will find a prize. Draw each of the boys' awards from the box. Let the parents present the awards to their sons. After all the awards have been handed out say the following to the boys.

The label says that the prize is inside. I really think that the prize is on the outside. Why? You receive the prize in life when you go outside of your own box or comfort zone.

Sometimes going out of your way for others is the only way to really help others and feel accomplished in what you do.

This month we have learned how to help others and be aware of others differences. I hope that we will always think of others and how they would feel about the things we say or the actions we do. So thinking "This is the way we have always have done it" doesn't cut it any more. As Scouts, parents, and a community we can change the intolerance in the world today.



**Acting Parts In Life**

*Cascade Pacific Council*

**CUBMASTER:** Tonight we would like to congratulate boys in the pack on the advancements they have made over the last month. Would the following boys \_\_\_\_\_ please come forward with their parents to be presented with their award. After presenting the boys with their advancement say the following:

Our lives are made up of many different acts or parts. As young boys, you act the part of a Webelos, or a Cub. In school you act the part of a student. At home you act the part of a son. Whatever part you act, do what is right and do your best so you too someday may be a good parent and a good citizen just like all the adults around you today. Continue to advance and learn as you enjoy your Scouting program.

**Religious Emblem Award Recognition Ceremony**

*Cascade Pacific Council*

**Materials:** Religious emblems and certificates

When a Cub Scout recites the Cub Scout Promise, he promises to do his duty to God. This is part of his promise. Tonight the following Cub Scouts have fulfilled their promise by completing the requirements for the religious emblem of their respective religious institutions. Call the boys and families forward. As you can see, these boys have already received a medal from their religious institution in recognition of their achievement.

These are not Scouting awards. The religious bodies in the United States have programs to recognize members of youth organizations-including Cub Scouts, Boy Scouts, Girl Scouts, and members of other youth organizations-who demonstrate faith, observe their creeds or principles, and give service. Scouting recognizes this achievement within their religious institution by presenting them with the square knot to place above the left pocket of their uniform shirt.

**SONGS**

**Be Kind To Your Cub Scouting Friends**

*Alice, Golden Empire Council*

Tune: Stars and Stripes Forever

Be kind to your Cub Scouting friends,  
That's a pledge from one Scout to another.  
Be kind to your leaders today,  
'Cause for helping they don't deserve trouble,  
Be kind to your neighbors and friends,  
'Cause by caring you follow Scouting's letter.  
Scouting and friendship are grand,  
And as we grow, the world will know,  
We've made things better.

**Passion for Compassion**

*Alice, Golden Empire Council*

Tune - If You're Happy & You Know It

*Slow down the music on this one –  
there are lots of big words to fit in –  
but the thoughts are important to hear – Alice*

If you're happy and you know it, You must see –  
That you have to think of you but also ME,  
With a passion for Compassion,  
You will always do what Right  
When you always think of You but Also ME!  
When you try to walk in someone else's shoes  
It will help you know the action you should choose –  
You will seek to be more kindly,  
You will make a judgment blindly,  
When you try to walk in someone else's shoes.  
When you alter your perspective you will change,  
And your feelings will expand to help arrange –  
How you act and what you're saying  
Will be kinder, and "fair-playing"  
When you alter your perspective you will change!  
Have a passion for Compassion, do what's right,  
And your happiness will grow quite out of sight,  
You'll bring happiness to others –  
And you'll treat all men like brothers,  
Have a passion for Compassion, Do what's Right!

**Friends**

*Alice, Golden Empire Council*

1	Make new friends, but keep the old. One is silver, the other is gold.	5	Silver is precious, Gold is too. I am precious, and so are you.
2	A circle is round, it has no end. That's how long, I will be your friend.	6	You help me, and I'll help you and together we will see it through.
3	A fire burns bright, it warms the heart. We've been friends, from the very start.	7	The sky is blue The Earth is green We can help to keep it clean
4	You have one hand, I have the other. Put them together, We have each other.	8	Across the land Across the sea Friends forever We will always be

To hear the tune for "Friends", go here -  
<http://kids.niehs.nih.gov/lyrics/makenew.htm>

**If I Had A Hammer***Heart of America Council*

If I had a hammer,  
I'd hammer in the morning  
I'd hammer in the evening,  
All over this land  
I'd hammer out danger,  
I'd hammer out a warning,  
I'd hammer out love between my brothers and my sisters,  
All over this land.

If I had a bell,  
I'd ring it in the morning,  
I'd ring it in the evening,  
All over this land

I'd ring out danger,  
I'd ring out a warning  
I'd ring out love between my brothers and my sisters,  
All over this land.

If I had a song,  
I'd sing it in the morning,  
I'd sing it in the evening,  
All over this land

I'd sing out danger,  
I'd sing out a warning  
I'd sing out love between my brothers and my sisters,  
All over this land.

Well I got a hammer,  
And I got a bell,  
And I got a song to sing,  
all over this land.

It's the hammer of Justice,  
It's the bell of Freedom,  
It's the song about Love between my brothers and my sisters,  
All over this land.

It's the hammer of Justice,  
It's the bell of Freedom,  
It's the song about Love between my brothers and my sisters,  
All over this land.

**Walk in My Shoes***Cascade Pacific Council*

Tune: Frere Jacques

Walk in my shoes, walk in my shoes,  
How's it feel? How's it feel?  
We're alike, but different,  
We're alike, but different,  
Let's be friends, let's be friends.

**It Isn't Any Trouble***Alice, Golden Empire Council*

Tune: Battle Hymn of the Republic

It isn't any trouble just to S-M-I-L-E  
It isn't any trouble just to S-M-I-L-E  
There isn't any trouble  
They would vanish like a bubble,  
If you only take the trouble  
Just to S-M-I-L-E

**Chorus -**

Glory! Glory! Hallelujah!  
Glory! Glory! Hallelujah!  
Glory! Glory! Hallelujah!  
Just to S-M-I-L-E

(Substitute word from verse each time)

**Additional Verses:**

L-A-U-G-H  
G-R-I-N grin  
Ha-Ha-Ha-Ha-Ha

**Song of My Shoes***Cascade Pacific Council*

Tune: Battle Hymn of the Republic

My shoes have seen the glory of the growing of a Scout.  
My shoes have been in water steppin' in and steppin' out.  
My shoes have hiked through forest to the top of the mount;  
My shoes are wearing out!

**Chorus:**

Groovy, Radical, and Awesome (repeat 3x)  
My shoes are wearing out!

My shoes have seen the bottom of the dirty fishy creek,  
My shoes have been all covered with the goeey, muddy cake,  
My shoes have seen the same old socks for seven days this week,  
My shoes do really stink!

**Chorus:**

Groovy, Radical, and Awesome (repeat 3x)  
My shoes do really stink!

My shoes are torn and tattered climbing fences packed in rust,  
My shoes are stained and spattered with some yucky insect guts,  
My shoes are oozing slime and fill my Mom with disgust,  
My shoes have bit the dust!

**Chorus:**

Groovy, Radical, and Awesome (repeat 3x)  
My shoes have bit the dust!

**I Am Special***Cascade Pacific Council*

Tune: Frere Jacques

I am special, I am special  
Yes I am! Yes I Am!  
I am very special  
No one else is like me.  
I am me! I am me!

**That's Why We Are In Cub Scouts***Cascade Pacific Council*

Tune: Deep In The Heart Of Texas

The fun things in life,  
 Our family's delight!  
*(clap hands four times)*  
 That's why we're in Cub Scouting.  
 We do our best,  
 To pass each test  
*(clap hands four times)*  
 That's why we're in Cub Scouting.  
 Just me and my son,  
 Work, play and have fun,  
*(clap hands four times)*  
 That's why we're in Cub Scouting.  
 We think our pack's great,  
 We keep it first-rate;  
*(clap hands four times)*  
 That's why we're in Cub Scouting!

**Catch the Scouting Spirit***Cascade Pacific Council*

(Tune: Catch a Falling Star)

Catch the Scouting spirit  
 Put it in your heart  
 Never let it fade away.  
 Catch the Scouting spirit  
 Put it in your heart  
 Never let it fade away.  
 For someday soon you'll see  
 What's been accomplished  
 It will make you proud  
 And don't forget the fun  
 And fellowship there you'll  
 Get rewards beyond compare.  
 Catch the Scouting spirit  
 Put in it your heart  
 Never let it fade away.

**Glad I am a Member of the Cub Scouts***Cascade Pacific Council*

(Tune: Oscar Meyer Weiner Song)

Oh, I'm glad I am a member of the Cub Scouts.  
 That is something that I'm proud to be.  
 And, since I am a member of the Cub Scouts,  
 Something great will surely come to me.  
 Oh, I learn about the planet that I live on  
 And how I can help care for it each day.  
 The community around me I'm exploring.  
 And I find out how to live the Scouting way.  
 I try to serve my God and serve my country,  
 And help out other people every day.  
 I'll follow my Akela on my journeys.  
 And always give Goodwill along the way.

*(Repeat first verse)***A Smile is Quite a Funny Thing***Cascade Pacific Council*

(Tune: Auld Lang Syne)

A smile is quite a funny thing.  
 It wrinkles up your face,  
 And when it's gone you never find  
 It's secret hiding place.  
 But far more wonderful it is  
 To see what smiles can do,  
 You smile at one, he smiles at you  
 And soon one smile makes two.  
 He smiles at someone, since you smile,  
 And then that one smiles back,  
 And that one smiles until, in truth,  
 You fail in keeping track.  
 And since a smile can do great good  
 By cheering hearts of care,  
 Let's smile and not forget the fact  
 Those smiles go everywhere.

**Cub Scout Friends***Cascade Pacific Council*

Tune: "It's a Small World"

We all come in different shapes and size,  
 We all come with different hair and eyes.  
 Some are tall, some are short,  
 But we're proud to report,  
 That we all are Cub Scout friends.

**Chorus:** We're alike but different,  
 All of us have different strengths.  
 No matter what, we do our best,  
 We all are Cub Scout friends.

**Aliens R Us***Cascade Pacific Council*

(Tune: Far Away Places)

On far away planets, with strange sounding names,  
 Far away, clear out in space,  
 Alien creatures who look nothing like me  
 Might think that I have a weird face.  
 They might think I'm funny, with only two eyes,  
 With my nose on my head and no beak,  
 With skin that's not purple, and toes on my feet,  
 They'd think I was really a freak  
 So better be careful when you meet someone new,  
 Not to judge by their looks, that's not bright!  
 Just 'cause they are different and don't look like you  
 Doesn't mean you are better or right.

**Muff the Tragic Wagon***Cascade Pacific Council*

(Tune: "Puff the Magic Dragon")

**Chorus:**

Muff the tragic wagon, lived by the street,  
 And rolled along the boulevard, through rain and snow and sleet.  
 Little Tommy Pumpkin loved that wagon Muff,  
 And rolled him home and filled him up, with toys and other stuff.  
 Together they would travel, along the avenue,  
 Tommy hanging out his leg would scuff his Sunday shoe.  
 Taxi cabs and buses would honk as they went by,  
 Tragic wagons never seem to need to stop for gas.

**Chorus**

Children live forever, but not so children's toys,  
 Wagons can't forever be a friend to little boys.  
 And one gray day it happened while Tommy took his nap,  
 A garbage truck ran over Muff and turned him into scrap.

**Chorus**

Little Tommy Pumpkin said just off the cuff,  
 There will never be another tragic wagon Muff.

**Mama Please Let Your Babies Grow Up  
to be Cub Scouts***Cascade Pacific Council*

Tune: Mama Don't Let Your Babies Grow Up  
to be Cowboys

Cub Scouts are easy to love, or so we've been told.  
 They'd rather 'tend meetings than have bags filled with gold!  
 They work for their patches and badges,  
 Have campouts with friends in the woods overnight.  
 If you don't understand them, just pay close attention,  
 We'll explain it all to you tonight!

**Chorus:**

Mama, please let your babies grow up to be Cub Scouts.  
 Let 'em earn badges or race derby cars.  
 Make 'em Bobcats, Webelos, and B'ars!  
 Mama, please let your babies grow up to be Cub Scouts.  
 They'll promise their best to God and their country.  
 Obeying the Law of the Pack.

Cub Scouts like sleeping outdoors on clear mountain mornings.  
 Little warm puppies and children and stars in the night.  
 Them that do know him will like him – he follows Akela.  
 He's going to grow as he helps the Pack go  
 As he strives for his Arrow of Light.

**Chorus****Bring Back My Neighbours To Me***Cascade Pacific Council*

(Tune: "My Bonnie Lies Over the Ocean")

Last night as I lay on my pillow  
 Last night as I lay on my bed  
 I stuck my feet out the window  
 Next morning my neighbors were dead!  
 Bring back, bring back,  
 Oh bring back my neighbors to me to me  
 Bring back, bring back,  
 Oh bring back my neighbors to me.

**STUNTS AND APPLAUSES****APPLAUSES & CHEERS***Alice, Golden Empire Council*

**Show You Care Applause:** Demonstrate, then have audience do it three times – Say "Show You Care" as you put one hand over heart, second hand over first hand and bouncing up and down (like a heart beating). Repeat three times.

**Let's Walk Together Applause:** Audience teams up in twos, with arms linked and walk around in a circle, in place, while saying "Let's Walk Together!"

**Johnny Appleseed Applause:** Make a motion of taking a big bite out of an apple. Then make a motion of picking out a seed, making a hole with a stick, dropping the seed and "covering" the seed with dirt with your foot. Now say, "There's another Apple Tree!"

**Horton Hears a Who Applause:**

- ♣ Divide audience into two groups. One group is the "Who" and on signal they say very quietly, "The Who!" as they put their hands on either side of their mouths.
- ♣ The second group says loudly "Who's There?" on signal as they cup a hand to their ear.
- ♣ Point to each group several times in random order, but on the last turn, "The Who" shouts as loud as they can.

**RUN-ONS****Funny Questions About Lots of Things***Cascade Pacific Council**Ask question, pause for effect, then laugh like crazy*

1. Why isn't the number 11 pronounced one-ty one?
2. Why are there interstate highways in Hawaii?
3. Why doesn't Tarzan have a beard?
4. Why isn't phonetic spelled the way it sounds?
5. Why don't all those psychics know the winning lottery numbers?
6. Why don't they call moustaches "mouthbrows"?
7. Why is it called 'after dark', when it is really after light?
8. How is it possible to have a civil war?

*Cascade Pacific Council*What do you give an elephant with big feet? *Plenty of room.*What wears shoes but does not walk? *A footpath.*

How does a tennis player sneeze?

*A-tennis-shoe! A-tennis-shoe!*What has one foot and four legs? *A bed.*Why don't bears wear shoes? *So they can go BEAR-foot.*



**Tongue Twisters:***Cascade Pacific Council*

I thought a thought.  
 But the thought I thought wasn't  
 the thought I thought I thought.  
 If the thought I thought I thought  
 had been the thought I thought,  
 I wouldn't have thought so much.

Of all the felt I ever felt, I never felt  
 A piece of felt that felt the same  
 As that felt felt when I first felt felt

Betty Botter bought some butter.  
 "But," she said, "the butter's bitter.  
 If I put it in my batter,  
 It will make my batter bitter,  
 But a bit of better butter,  
 That would make my batter better."  
 So she bought a bit of butter  
 Better than her bitter butter,  
 And she put it in her batter,  
 And the batter was not bitter.  
 So t'was better Betty Botter  
 Bought a bit of better butter.

**JOKES & RIDDLES****Knock, Knocks***Alice, Golden Empire Council*

Who's there?  
 Cash  
 Cash who?  
 No, thanks. I prefer peanuts.

Knock, knock.  
 Who's there?  
 Pecan.  
 Pecan who?  
 Pecan someone your own size!

*Alice, Golden Empire Council*

Q: [What seven letters did Old Mother Hubbard say when she opened her cupboard?](#)

A: O I C U R M T

Q: What do you call an oyster that won't share?

A: A Selfish Shellfish! (Try saying it fast three times!)

**Elephant Jokes in Honor of Dr Seuss and Horton**

Q: What cheers you up when you are sick?

A: A Get Wellephant card!

Q: What should you do to a blue elephant?

A: Cheer it up!

Q: How can you tell when an elephant has been in your refrigerator?

A: Look for elephant tracks in the butter.

Q: [What has 6 legs, 3 ears, 4 tusks, and 2 trunks?](#)

A: An elephant with spare parts.

Q: [What is large and gray and goes around and around in circles?](#)

A: An elephant stuck in a revolving door!

Q: [How can you tell when an elephant is under your bed?](#)

A: Your nose is squashed against the ceiling.

**And my personal favorite Elephant joke. I won a Silver Dollar on this from the Editor of the Westwood (NJ) Local (An old time weekly shopper that carried all the Scouting news, Little league and other news. Thank you Mr. Barblinado) when Elephant Jokes first came out. The joke is probably not completely politically correct any more. CD**

Q: Why do ducks have web feet?

A: To stamp out forest fires.

Q: Why do elephants have flat feet?

A: To stomp out burning ducks!!

**SKITS****Baden-Powell & Good Deeds***Alice, Golden Empire Council***Setting:**

- An adult dressed as Baden Powell, and standing off to the side of the stage (or a large picture of him, with the sound of his voice coming from off-stage.)
- A group of Cub Scouts are sitting in the middle, looking like they are talking. (moving their mouths and hands, but not saying anything) If possible, it would be great to have stars on the wall behind the boys, with small white Christmas lights, not turned on, but able to be turned on at the end.

**Baden-Powell:** When I founded scouting, I wanted boys to learn how to take care of themselves. But I also taught them to be kind to others – to do a good deed every day. I often think (that) when the sun goes down, the world is hidden by a big blanket from the light of heaven – but the stars are little holes pierced in that blanket by those who have done good deeds in this world. The stars are not the same size; some are big, some are little, and some men have done small deeds – but they have made their hole in the blanket by doing good before they went to heaven.

**Cub #1:** (Looking at a second boy) Wow, you're doing great – you almost have the Promise memorized! But remember to put in "...to help other people" – Baden-Powell wanted scouts to always do a good deed each day.

**Cub #2:** What kind of good deed?

**Cub #1:** Well, Saturday my family helped plant trees along the river – it was hard work, but fun, too. And boy, did I get dirty!

**Cub #3:** Today, I helped my den leader clean up after we finished our project – that was a good deed, too.

- Cub #2:** So, I need to do a good deed every day?  
Sounds kind of hard.
- Cub #4:** Well, sometimes you have to work hard to do a good deed – me and my dad helped my neighbor paint his fence – and that was hard work.
- Cub #5:** But sometimes, a good deed is pretty easy. There's a new boy in my class, and he was kind of lost – so I helped him find the cafeteria and meet some of my friends – I guess that was my good deed for the day.
- Cub #2:** Hey, I helped my Mom bring in all the groceries from the car – was that a good deed.
- Cub #6:** Sure, that was a good deed. Just remember to be kind and helpful, and you won't have any trouble doing a good deed each day...
- (pauses, then looks like he has a great idea) Hey, even helping you learn the Cub Scout promise is a good deed!

### We Are All Alike, We Are Cub Scouts

*Cascade Pacific Council*

Have the boy's list different ways that they have seen others being treated unfairly because of their physical challenge. Then have them give ways to correct the situation. Take three or four of those ideas and let the boys role play the situation for the entire pack. In this way they have the opportunity to share with the entire pack and help to develop empathy for the challenges experienced by others.

### Second Language

*Cascade Pacific Council*

**Arrangement:** One den member wears a sign reading "Mother Mouse." Another has a sign reading "Cat" All others wear signs reading "Mouse."

**MOTHER MOUSE:** Come children, it's a beautiful day for a nice walk.

*(Other mice respond. All making small talk while crossing the stage.)*

*Suddenly "Cat" jumps into the path in front of the mice)*

**MOTHER MOUSE:** (in a loud voice) BOW WOW WOW!  
BOW WOW WOW!

*(The cat screeches in fear and runs off)*

**MICE:** Oh, Mother, we were so scared!

**MOTHER MOUSE:** Let that be a lesson to you, children. It pays to learn a second language.

### Charades

*Cascade Pacific Council*

**Characters:** A whole den of Cubs

Have the Cub Scouts act out different objects that can be found in the outdoors. They can do animals such as a spider, snake, frog, etc. They can act out the sky, a stream, hot weather, etc. They can also act out objects such as a tree, grass, pretty flowers, stickers, etc. Have the audience try to guess what they are acting out. To confuse the audience you can mix up animals, weather and objects so they will not know what is coming next. If you choose what you are going to act out beforehand you can add some props to your skit.

### Listen at the Wall

*Cascade Pacific Council*

*(1st Cub walks along a wall just listening, listening. Others come along and see him)*

2nd CUB: What do you hear?

1st CUB: (Dramatically) Listen!

*(Others listen. But they don't seem to hear anything)*

3rd CUB: I don't hear anything!

1st CUB: (More dramatically) Listen!

*(Others listen)*

4th CUB: (In a disgusted voice) I don't hear anything.

1st CUB: (With a faraway look) You know, it's been that way all day.

### Making A Cub Scout

*Cascade Pacific Council*

**CHARACTERS:** Child, Two Leaders, Two Parents (or you can do it with five Cub Scouts)

**PROPS:** You will need a large table for the child to lie on during the "operation." The "doctor" can carry a large cardboard knife. Props to be "removed" are tacked to back of table, out of sight. Those to be "put in" can be placed nearby. (Props are listed where used.)

### NARRATOR:

We are about to instruct you in the method of making a Cub Scout. To complete this project, you will need one small eager boy, two interested parents, one patient Den Leader, and one courageous Cubmaster.

*Each character enters as his name is spoken. Boy wears uniform under a large loose-fitting shirt. Others don surgical masks. As the narrator continues, the operation proceeds. Den Leader and parents hand him the things to be put in and take the things removed. When the boy is hidden under a sheet, he removes his shirt.*

**NARRATOR** (continues):

### Cover him with fun and good times

Hold up posters labeled "FUN" and "GOOD TIMES" and cover boy

### We use laughing gas for anesthetic.

Use a tire pump labeled "Laughing Gas."

### Take out hate and put in Love.

Hate - lump of paper, so labeled. Love - big paper heart, labeled

### Take out selfishness, put in cooperation.

Sign "I," sign "WE"

### Take out idle hands, put in busy fingers.

Idle - empty rubber gloves.  
Busy - glove full of flour.

### Take out laziness, put in ambition.

Laziness - rag;  
Ambition - blown up balloon.

### After this pleasant operation, we have a "CUB SCOUT."

Remove the sheet.

Boy, in uniform, stands up and gives the Cub Scout sign.

**Goodbye In Any Language***Cascade Pacific Council***Cast:** Many speakers of foreign languages, one leader**Setup:** The leader stands on the stage, and is greeted by the boys who say goodbye in different languages.**Boy1:** Hi, how are you?**Leader:** I'm good. How's your Dad?**Boy1:** He's good. Hasta Luego! (Turn to leave)**Leader:** What does that mean?**Boy1:** Oh, that means 'goodbye' in Spanish.**Boy2:** Hi, how are you?**Leader:** I'm good. How's your Mom?**Boy2:** She's good. Buon Giorno! (Turn to leave)**Leader:** What does that mean?**Boy2:** Oh, that means 'goodbye' in Italian.**Boy3:** Hi, how are you?**Leader:** I'm good. How's your Brother?**Boy3:** He's okay. Au revoir! (Turn to leave)**Leader:** What does that mean?**Boy3:** Oh, that means 'goodbye' in French.**Boy4:** Hi, how are you?**Leader:** I'm good. How's your Sister?**Boy4:** She's fine. Sayonara! (Turn to leave)**Leader:** What does that mean?**Boy4:** Oh, that means 'goodbye' in Japanese.**Boy5:** Hi, how are you?**Leader:** I'm good. How's your Uncle Tom?**Boy5:** He's good. *Waves to CM* (Turn to leave)**Leader:** What does that mean?**Boy5:** Oh, that means 'goodbye' in any language!**The Invisible Bench***Cascade Pacific Council***Cub #1:** Enters and squats down like they are sitting on a bench**Cub #2:** [Enters] What are you doing?**Cub #1:** Sitting on this invisible bench. Want to join me?**Cub #2:** Sure [squats down beside #1]**Cub #3:** [Enters] Hey, what's going on?**Cub #2:** We're sitting on this invisible bench, want to join us?**Cub #3:** Okay. Looks like fun. [Squats next to #2]*[Same for any number of other people]***Last Cub:** What's are you guys doing?**ALL:** We're sitting on this invisible bench.**Last Cub:** The invisible bench? I moved it over there this morning. [Points to other side of room].**ALL:** Oh no! [scream and topple over]**GAMES****Missing Shoes***Cascade Pacific Council*

Form two teams of five to eight participants. Have each team form a circle, sitting on the floor, legs facing into the center. Each team member removes one shoe and places it in the center of the circle. Then each team member is blindfolded and an adult mixes up the all the shoes. At a predetermined signal, each team member finds his or her own shoe and puts it on. When all team members have their own shoe on they can remove the blindfolds. The first team whose members are all wearing their own shoes wins!

**Partner Shoe Scramble***Cascade Pacific Council*

Have all the boys put their shoes in a pile 20 feet away from the starting line. Mix up the shoes so that no pairs are together. Divide into two teams.

On signal, the first boy:

Runs to the pile and picks out his shoes, and races back to the starting line carrying his shoes. Then the team helps him put his shoes back on.

Once he has put his shoes on he goes to the back of the line and the next boy goes.

The first team to all have their shoes back on is the winner.

**Shoobox Relay***Cascade Pacific Council*

Provide each relay team a pair of empty shoeboxes. On signal, one player from each team places his feet in the boxes and shuffles to the goal line and back. Make sure the adults participate too!

**Walk In My Shoes Race***Cascade Pacific Council*

**Equipment:** Really, really big gum boots or galoshes.

**Description:** Divide the boys into two teams. Have them take off their shoes and stand in two lines. Place the huge boots at the starting line and have the boys put on the "boots" race down to a turn-around point and return to give the boots to the next in line.

**Visual Obstacles***Cascade Pacific Council*

There are different types of eye conditions that create unique problems. Often experienced in older people, but some young people can have these conditions too. Discuss how some diseases can cause blindness or eye difficulties. Legally blind does not mean that you cannot see anything at all. Collect several sunglasses or old reading glasses. Then do the following on different pairs of glasses to simulate various eye problems -

- ✓ Put a thin film of clear tape over one lens to make it look foggy.
- ✓ Put masking tape around the edges, leaving a small circle in the center.
- ✓ Put a masking tape circle in the center of each lens.
- ✓ Put a masking tape covering over one lens.

**Airport Control Game***Cascade Pacific Council*

“Life is full of obstacles...

we need friends who understand to help us through.”

Divide the group into partners. Have one group of partners stand at one end of a room and the other group of partners stand at the other end.

Place obstacles between the groups of partners. The group at one end are the traffic controllers. The group at the other end are airplanes.

It is foggy out and so the airplane group must close their eyes. The traffic controllers will guide their airplane partner in for a landing and around the obstacles (standing still and only using voice directions).

The airplane walks toward the controller, listening for his voice (with eyes closed). The controller must give directions like how many steps, which way to step to get around the obstacle, etc.

Be careful. If the airplane hits an obstacle he must begin again. When the airplane reaches his controller, he wins. Try to encourage everyone to win.

**Going on a Hike***Cascade Pacific Council*

The leader starts by saying, “I’m going on a hike. Everyone needs to come along. I’m bringing .... What are you bringing?”

Each boy answers in turn what they will bring on the “hike”.

The trick is that their answer must begin with the first letter of their first name. Do not give away the secret.

Let the boys figure it out as they continue to guess.

Soon they will catch on, but they should not reveal the secret when they guess it.

Here’s an example where the leader’s name is Dave.

Leader (Dave): I’m going on a hike and I’m bringing a door.

Teddy: I’ll bring a chair.

Leader: No, you can’t bring that.

Frank: I’ll bring a frisbee.

Leader: Good. Frank can come along. I’m also bringing a dinosaur.

Johnny: I’ll take my dog. Rex.

Leader: Sorry. Rex can’t go.

Teddy: Can I bring a towel?

Leader: Yes, you can bring a towel. I’m bringing donuts.

**River Jumpers***Cascade Pacific Council*

In this game the boys will try not to get their feet “wet.” Play this game outside on a grassy area or inside on a large carpeted area.

Use 2 pieces of string to form a “river.” Two players hold the string to make the river.

All the other players stand on one side of the river and try to jump across without getting their feet wet. The river should

start out fairly narrow and gradually get bigger (by about 6 inches each time).

Then, have the cub scouts try to jump back. As the boys jump back and forth, players are eliminated as their feet get wet (land inside the rope river).

The last player with dry feet is the winner.

**Fancy Feet Relay***Cascade Pacific Council*

Before the game, pack two boxes with an assortment of different silly footwear, such as swim fins, fluffy slippers, big rubber boots, high heels, etc.

Divide players into two teams. Place the boxes of footwear at the starting line. Each player chooses a pair of silly shoes and puts them on and moves quickly to the crossing line. He then takes the shoes off and carries them back and returns them to the box. The next person in line does the same until everyone on each team has a turn. The team finishing first wins.

**Kim’s Game in the Dark***Cascade Pacific Council*

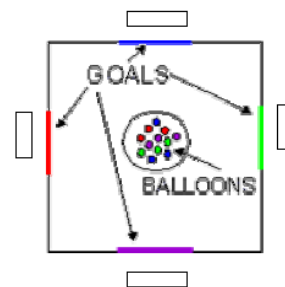
Out of sight of the immediate area, attach a line zigzagging between trees or stationary objects. Tie objects to the line along the way. Ten items is a good number.

Blindfold each Cub Scout and lead him to the rope. Boys then proceed down the rope, holding on and remembering the objects they come across. No talking is allowed.

When each boy reaches the end of the rope, the leader takes him out of sight of the course and removes his blindfold. Boys may work individually or as a group to see how many objects they can identify and remember.

**Balloon Blowouts***Cascade Pacific Council*

Blindfold half the players and give each a partner, who verbally and physically guides them, to simulate a blind person playing.



EQUIPMENT: Balloons of four different colors, 8 pylons, Badminton rackets.

OBJECTIVE: Starting with four balloons, put one balloon in each of the four goals

DESCRIPTION: Divide into four teams. The playing area is a large square. A goal for each team is made on each side of the square. At the center is a pile of balloons. The balloons of the color assigned to your team must go in each goal.

Balloons are moved using the badminton rackets.

**Wheelchair Buddy Relay***Cascade Pacific Council*

EQUIPMENT: Wheelchairs, Anything to create obstacles

OBJECTIVE: To be the first team to complete the relay.

DESCRIPTION: The group is divided into two teams. Within each team, find a partner. One of the partners will be seated in wheelchair. The other will direct the wheel chair bound person through the maze without touching the obstacles. First team through wins.

**Tin Can Bowling***Cascade Pacific Council*

Place empty 48-ounce juice cans against a wall - one per team - about 6 feet apart and with open end facing team. Teams are about 12 to 15 feet from cans take turns trying to bowl a rubber ball into their can without the ball bouncing out again. Let the boys bowl from wheelchairs, from a chair, or sitting or kneeling on the floor.

**Body, Voice, Eyes***Cascade Pacific Council*

This game is best played in a gym or some open area. Divide the Cubs into groups of three. Two of the boys are blindfolded, with the third being permitted to see. One of the blindfolded Cubs is the body; he can move but CAN NOT see or speak. The other blindfolded Cub is the voice, he can speak but can NOT see nor move. The third CUB is the eyes, he can see but CAN NOT speak or move.

For each team of Cubs, place a ball somewhere within the playing area. Also place one traffic cone somewhere in the playing area. Each team's goal is to guide their body to their team's ball, pick it up, and then touch it to the traffic cone. The voice and the eyes for each team will have to give the body directions to find the ball. This is much more difficult than it sounds as the eyes and voice need to be able to effectively communicate with each other in order to give directions to the body.

**Book Balancing***Cascade Pacific Council*

Two lines of people form down the room, and one member of each team must walk down the full length of the team and back to his own place, balancing a book on his head, while his opposite number in the other team does the same thing. If the book is dropped on the way, the player must pick it up, go back to his starting point and begin again. The team that has the greatest number of successful competitors wins the race, and is awarded a small prize. Rope guides down the room may be provided in order that totally blind players may take part.

**Human Aura***Cascade Pacific Council*

Human auras can sometimes draw people together. Partners stand facing each other and stretch their arms straight out in front until their palms are touching. Both partners then close their eyes, drop their hands, and turn in place three times. Keeping their eyes closed, they try to reconnect by touching the palms of either one or both palms. The game can also be played with three or more children by forming a circle together.

**Blizzard***Cascade Pacific Council*

This game can help children experience the feeling of being blind, and with practice can create excellent communication between children. To begin, set up an obstacle course with a hoop, two benches, and a mat. Group the children into pairs, and blindfold one child from each pair. Each pair takes a turn at the game. The two children are lost in a snowstorm and are trying to get back home. One of the children is "snow-blind", and the other can see. The objective is to lead the snow-blind friend (who is blindfolded) through the blizzard (obstacle course) to safety. In pairs, the children go through a snow tunnel (hoop), under an ice log (bench), over a partially frozen river (small mat), and across a snow bridge (bench). Partners hold hands or link arms and try not to let go, so that on one gets lost in the storm. Once they safely cross the storm, the partners can switch roles.

For an additional challenge, the children can attempt to direct their partner through the course safely by using verbal instructions.

**Self-Portraits***Cascade Pacific Council*

Give each person a paper bag, large enough to fit over his head, and a piece of crayon or marker. Tell them to place the bags over their heads. They are to draw each item with the crayon or marker as you call it out: left eye, left ear, right eye, right ear, nose, mouth, chin, etc. Tell half of the group to remove their bags and look at the others. Then have them replace their bags and let the other half admire their work.

**Frozen Bean Bag***Cascade Pacific Council*

The children begin by moving around the area balancing a beanbag on their head. The leader changes the pace with music or direction. If a player's beanbag falls, they are frozen until another player picks up the beanbag without losing their beanbag to free the frozen player. Each player keeps track of how many players they have helped. The object of the game is to help as many of the other players as you can.

**Japanese Crab Walk***Cascade Pacific Council*

Have you tried to run backwards on all fours? Or on your feet and hands? You can run this race either way. It is very difficult to run backwards. Divide the group into smaller teams, and then split up the teams in half so that half of each team is lined up at the starting line and the other half is lined up at the finish line. Running this race on all fours, the team members position their toes at the starting line and "knee" backwards to the finish line, and tags the next player who then races backward to the next player. You can also have each racer come all the way back to the starting line before the next one starts out. This race can also be run backwards standing up, with both hands and feet on the floor.



**Human Scavenger Hunt***Cascade Pacific Council*

The object of the game is to search for common traits among group members. A large group with adults and children works the best. Break the large group into smaller groups of about six to twelve people each. Have each group stand of sit together in a place that is separate from the other groups but of equal distance from the leader, who stands in the middle of the room. The leader reads one item from the list at a time. The team who sends up a person or group of people to the leader first that fits the description that is read earns a point. For example, the leader might say “two people who have the same middle name” and within each group the members must talk, find out if any two have the same middle name, and then quickly send up those people. The first group of people with the same middle name to reach the leader earns a point for their team. You can give a bonus point for different items if it applies – for example, if a group has three people with the same middle name, they may earn a point for this round even if they were not the first to get to the leader. The group with the most points at the end of the game is the winner.

**Group Challenge***Cascade Pacific Council*

The object of this game is for the people in the group to contribute their individual talents and skills to the group. Divide the group into teams of five to fifteen members each (the bigger the teams the better). Give each group some paper and a pen or pencil. Allow the groups five minutes to come up with five challenges for the other groups to attempt to successfully complete. The group creating the challenge must be able to demonstrate that they can do it before another team is challenged. The challenges may be physical (build a pyramid, everyone stands on their heads, etc.), or the challenge may be anything else (our group has the most birthdays in one month, our group can sing any TV theme song you name, etc.). The challenge must not be obviously impossible for the other group to accomplish (our group has the person with the biggest feet). Once the challenges are written down, each group gives out one challenge at a time and demonstrates it, then the other groups get a chance to try to complete this task in a given amount of time. Award points to the teams who successfully completes the tasks.

**Mirror Game (Experiencing Dysgraphia)***Cascade Pacific Council*

Place a mirror standing up on a table. Cut the bottom and top off of a box about double the size of a large shoebox or use a boot box. Tape a dishcloth or towel to one of the openings of the box on the top and sides only leaving room for your hands to go under the towel. Place the mirror in front of the open end of the box. Have a pre drawn 5-point star on paper, one for every one who participates. Now put your hands in the box under the towel and looking only in the mirror at your hand, try tracing the star with a marker. Make sure you can't see your hands from the back of the box, only in the mirror. Try it! It's harder than you think.

**Line It Up***Cascade Pacific Council*

Patch over one eye (try the eye from your dominant hand side. If you're right handed cover your right eye.) Using dim lights works the best because it makes the depth perception worse. Now standing straight up in front of the table, try to line up the objects on a table and get them in a straight line. Only move each item one time and you can't get down to look at the table. We are going for depth perception not bulls eye aim.

**Missing Digits***Cascade Pacific Council*

Using a rubber glove put the hand in the glove, but keep the thumb down or first finger, in the hand of the glove next to the palm of the hand. Now give the boys small objects to pick up. Raisins, coins, beads and yarn or leather strips, buttons, a CD, a yarn needle and thread-to-thread it with, a pen or pencil, now have them try and write their name. Fun but not easy! This is an exercise that a Doctor had me do so I could see how hard it would be for a member of my family who had 2 fingers partially amputated. Another version winter gloves and pick up small items.

**Sniff and Guess***Cascade Pacific Council*

Any thing that you can put in a container and sniff and guess. Grass, Dirt, paint, sugar, flour, dandelions, flowers, baby oil, soap, dryer sheet, lemon juice, vanilla, chalk, peppermint, salt, pepper, milk, orange juice. The options are endless. Ya I know, easy but blind folded and guessing will change the challenge. Now can you imagine being blind and having to smell and touch to figure out what everything is.

Eat in the Dark

Not too hard to figure this one out. All in a very dark room have a small meal or snack at a table with chairs, plates, cutlery, napkins etc. But you might want to stay with just spoons! A fork in the eye is not good. Water is a good idea! No Kool-Aid stains wanted! Put down a drop cloth it will be a huge mess, trust me, but a ton of fun. Don't tell them what they are being served. Make them guess. Soup is very messy and very hard to eat. And oh, so very fun.

**WHAT?***Cascade Pacific Council*

Give all instructions to a game or what ever, by only using Sign Language or if you don't sign, make up your own. Or just mouth the words. They will all be confused! Keep you signs and directions easy and consistent, some will catch on and the rest will follow. Try the directions to the end of meeting treat or snack or den doodle. If they are not paying attention (heaven only knows we are all broke when it comes to that) try clapping you hands or stomping on the floor or save yourself the pain and flicker the lights like they do at schools for the deaf. Heck, check out a book or two from the local library and learn some real ASL “American Sign Language”. You never know when it might come in handy!

**Memory Game**

*Cascade Pacific Council*

You may think this is easy, but it can be a challenge for those with ADD and ADHD; on the other hand those with Autism and Aspergers Syndromes are sometimes the best at this game. It's a good ego boost for those boys. Put items on a tray show them for 30 seconds and then remove the tray. Or do it with people and what they are wearing, etc. Then have them list what was on the tray or make it multiple-choice list and add things to the list that are not really there.

**CLOSING CEREMONIES**

**Compassion Has No Limits**

*Alice, Golden Empire Council*

**Gather props, or enlarge the images shown below.**

**Narrator:** Compassion – that was our focus this past month. So let's review:



**Cub #1:** (holding up clock or enlarged image)

Compassion is the right choice no matter what time of day or night it is.



**Cub #2:** (holding up calendar or enlarged image)

And it doesn't matter what month it is – always practice Compassion!



**Cub #3:** (holding up globe, map or enlarged image) It also doesn't matter where you are – compassion can be practiced across the world!



**Cub #4:** (holding up Elephant or enlarged image) Dr. Seuss' story about Horton Hears a Who shows that it doesn't matter what size you are - You can be compassionate!



**Cub #5:** (holding up a picture of Scouts of all ranks or enlarged image) No matter what rank you are in Scouts, always remember that a Scout is kind and shows Compassion!

**Narrator:** So when you leave here tonight, please remember:

**All:** Compassion Has NO Limits!

*As an alternate idea, you could have real boys come forward from the different ranks of Scouting – and they could then move right into the Closing Flag Ceremony-Alice*

**Closing Ceremony for Refreshments**

*Cascade Pacific Council*

**CM:** Every stage of Cub Scouting is fun. It is also different, challenging, rewarding, and a lot of work. To help prepare you for this great effort, the pack developed some Cub Scout magic water. (Hold up empty jar. Look at jar) Well, it looks like it evaporated. Okay, I can make more. Lets see, what was the recipe? Okay, here we go: (throw these things in the tub, have some real punch hidden in it to serve).

**Cub #1:** An old tennis shoe to remind you still have many miles to go on the scouting trail. (throw in tub) and to remind you not to take your shoes off in a two man tent.

**Cub #2:** A shovel to remind you to keep your room clean.

**Cub #3:** A balloon to remind you that a lot of hot air doesn't get the job done.

**Cub #4:** A heart to remind you of your commitment to your parents and family.

**Cub #5:** An inner tube to remind you that you may have a few flat tires but they can be fixed.

**Cub #6:** A rubber band to remind you to stretch yourself as you learn new skills as you pass off your achievement and electives.

**CM:** Okay, that's it. Let's stir a little. Looks good. Now lets give everyone a cup full. (Ladle it out of hidden pot).

**I'm A Boy**

*Cascade Pacific Council*

**Cub #1:** Everyone cannot be brilliant, everyone cannot be smart.

**Cub #2:** I may not be a genius, but I can build a neat go-cart.

**Cub #3:** I can dam a stream with boulders,

**Cub #4:** I can climb trees to the top.

**Cub #5:** I can run for blocks and blocks and never even stop.

**Cub #6:** I can't solve a chemical equation or lecture on Newton's rule, but I can make a peanut butter sandwich that will really make you drool.

**Cub #7:** I don't know much about flowers, but smelling them is a joy.

**Cub #8:** I don't think I'm a failure.

**All** I'm a genius at being a boy.

**Slogan Closing Ceremony***Cascade Pacific Council*

**Arrangement:** Cub Scouts hold up cards with slogans as they read their lines.

- Cub #1:** DO YOUR BEST in everything you do life's way.
- Cub #2:** ALWAYS BE FRIENDLY to brighten others' day.
- Cub #3:** GIVE AWAY YOUR SMILES for it is rewarding indeed.
- Cub #4:** BE PREPARED to help others in their daily need.
- Cub #5:** BE HONEST AND SINCERE toward others you meet.
- Cub #6:** BE LOYAL AND TRUE, a most commendable feat.
- Cub #7:** COUNT YOUR BLESSINGS, being thankful for each day, for life's wonderful opportunities that come your way.
- Cub #8:** Good night to each and every one of you. May these thoughts stay with you, your whole life through.

**The Many Sides of a Cub Scout***Cascade Pacific Council*

- Den Ldr:** We will try to show you the many sides to the little boys we so proudly call son, but remember, these are all one boy.
- Cub #1:** I'm the one all-full of dirt, so very sure that soap and water will hurt.
- Cub #2:** I'm the one who lives in his dreams, always off on a cloud, at least that's how it seems.
- Cub #3:** I'm the show-off and athlete. I just can't stand to get best.
- Cub #4:** I'm the pouter, sensitive and shy, but I try to make people think I'm a real tough guy.
- Cub #5:** I'm the angel, neat and obedient. Mom wouldn't trade a day with me for all the money in the mint.
- Cub #6:** I'm the Cub Scout, the one we boys like best. That's cause I'm different from all the rest.
- Cub #7:** So everyone please join us as we say the Promise we try to live by every day.
- Den Ldr:** They're all these boys and even more. There are lots of surprises for you in store. So love the, protect them, and try to understand. It's a very hard job growing up to be a man!

**“Building Character”***Cascade Pacific Council*

- CM:** How do we build character in our Cub Scouts?
- Leader 1:** One way is to help them be aware of the differences in God's children. Cub Scouts are likely to have good health, vision, and hearing. Most will also have good physical coordination and mobility. When we ask our Cubs to walk in another's shoes he learns.

**Leader 2:** Awareness

**Leader 3:** Tolerance

**Leader 4:** Respect

**Leader 5:** Understanding

**Leader 6:** Kindness to others

**CM:** This is a very big step toward building his character. Tonight we came together to learn for ourselves how we could teach our children.

**Cubmaster's Minutes****If It's Harder, It's Even More Important***Alice, Golden Empire Council*

Most of us find it pretty easy to understand and relate to someone who is a lot like ourselves – and it's pretty easy to be kind and not be critical. But the true test of being a “Good Scout” is when we can look at someone who is different, who worships a different God, who honors a different flag, who dresses in a different way, and we can put ourselves in that person's place, walk a mile in his shoes, and treat him as we would treat our friends. It's when we see someone who walks or talks or writes in a way that makes us uncomfortable – and instead of pity we feel a kinship – Now THAT'S compassion!

**Walk in Baden-Powell's Shoes***Cascade Pacific Council*

As the nineteenth century ended, men on both sides of the Atlantic worried about boys, especially poor immigrant boys in the teeming cities, who seemed destined for delinquency or poverty. Ernest Thompson Seton, a Canadian naturalist, wildlife painter, and children's author, summed up these anxieties: "It is the exception when we see a boy respectful of his superiors and obedient to his parents, handy with tools and capable of taking care of himself, under all circumstances whose life is absolutely governed by the safe old moral standards." Seton looked around for "robust, manly, self-reliant boyhood," and found instead "a lot of flat-chested cigarette smokers, with shaky nerves and a doubtful vitality"—just as his British contemporaries found an alarming number of young men unfit for the draft.

These concerned men responded by creating a host of character-building organizations, the most powerful of which was the Boy Scouts. The organization grew out of Seton's newly created boys' group, the Woodcraft Indians, and the insights of an ebullient British war hero, Robert Baden-Powell. Lord Baden-Powell had returned to England from the Boer War in 1903 to find children devouring a soldiers' scouting manual he had written. Teachers urged him to revise the manual for boys, and Baden-Powell, inspired by Seton's Woodcraft Indians handbook, seized the challenge.

He envisioned a new organization that would draw on wartime scouting lore and ancient codes of chivalry to teach boys the Victorian virtues. King Arthur's Round Table, Baden-Powell understood, resonated in boys' souls, for it symbolized the marriage of strength and goodness, by contrast with today's "gangsta" culture, which defines manliness as violently predatory. The aim of this new organization, Baden-Powell wrote in 1906, "is to develop

among boys a power of sympathizing with others, and a spirit of self-sacrifice and patriotism."

Baden-Powell believed that Scouting's core virtues of selflessness and the cheerful performance of duty were as valid for the poor as for the upper and middle classes. "Everything on two legs that calls itself a boy has God in him," he insisted, "although he may—through the artificial environment of modern civilization—be the most arrant little thief, liar, and filth-monger. Our job is to give him a chance." Respect for others, without class distinctions, was a scout's universal duty.

We are taught tolerance for others, respect for our difference, compassion for those less fortunate. We all walk in the same shoes. Those of a Scout and a Scouter. May we always remember to treat each other with goodwill. Goodnight.

#### **"The Important Things in Life"**

*Cascade Pacific Council*

A young and successful New Yorker was traveling down a neighborhood street in his new Jaguar. He was watching for kids darting out from between parked cars and slowed down when he thought he saw something. As his car passed, no children appeared; instead a brick smashed into the Jag's side door! He slammed on the brakes and backed up. He jumped out of the car, grabbed the kid who was standing there, and pushed him against a parked car, shouting, "What do you think you are doing?" Building up a head of steam he went on, "That's a new car and that brick you threw is going to cost you a lot of money. Why did you do it?" "Please sir, please. I'm sorry, I didn't know what else to do," pleaded the youngster. "I threw the brick because no one else would stop. It's my brother, sir," he said. "He fell out of his wheelchair and I can't lift him up. Would you please help me get him back into his wheelchair, sir?" Moved beyond words, the driver tried to swallow the rapidly swelling lump in his throat. He lifted the young man back into the wheelchair and took out his handkerchief and wiped the scrapes and cuts, checking to see that everything was going to be okay. "Thank you, and may God bless you, sir," the grateful child said to him. The man then watched the little boy push his brother toward their home. It was a long walk back to his Jaguar...a long slow walk. He never did repair the side door. He kept the dent to remind him not to go through life so fast that someone has to throw a brick at you to get your attention.

#### **Footprints on America**

*Cascade Pacific Council*

There's a stonemason in Ohio named Carl Bates. Carl says that he can't imagine doing something all your life where you go home and maybe a year later you can't even tell what you've done. That's why he likes his work. He remembers the first blocks he ever laid 40 years ago. And he never passes that house without thinking about it.

In New York, Tom Patrick is a fireman. He's 32, married, and he works very hard. He likes being a fireman because it gives him something to point to. He says, "It's real. It's what I want to be. I can point to a fire I put out. I helped somebody. It shows I did something on this earth."

Billie Cabbs lives in a little town in Alaska that doesn't even have a road. You have to travel 17 miles across the bay just to get there. If you ask Billie why she stays, she'll tell you, "Because here in this town I can leave a footprint. We all want that, don't we?"

America is a land of dreams, because it's a land of people who dream of doing something they can point to. Stonemasons, firemen, people in big cities, people who live in isolated places, ordinary people--all 210 million of them. America! An extraordinary land made from extraordinary dreams of ordinary people who leave footprints on America.

## **CORE VALUE RELATED STUFF**

### **Connecting Compassion with Outdoor Activities**

*Wendy, Chief Seattle Council*

*(Adapted from B.A.L.O.O. Appendix E)*

- ★ **Hikes** - Take turns carrying items for each other on a hike. Do an "Inch Hike" to become aware of small animals we may harm if walking quickly.
- ★ **Nature Activities** - Make bird feeders and keep them filled for at least one winter season. Play "The Camera Game" from the *Cub Scout Leader's How to Book*.
- ★ **Service Projects** - Give service to elderly or disabled people, such as helping with trash, filling birdfeeders, planting flowers, sweeping, watering, taking in newspapers, etc.
- ★ **Games & Sports** - Experience a disability in a game or sport. For instance by being blindfolded or having an arm rendered unusable, teach understanding when others have trouble with a game. Never tease. Show how winning is doing one's best.
- ★ **Ceremonies** - Hold a ceremony to recognize compassionate behavior - especially compassion to peers.
- ★ **Campfires** - Give a skit showing compassionate behavior. Don't laugh if someone makes a mistake. Clap and cheer for everyone.
- ★ **Den Trips** - Visit shut-ins and/or elderly people at times other than holidays. Be patient and compassionate when waiting for others who need to rest or are slower.
- ★ **Pack Overnighter** - *The B.A.L.O.O. syllabus does not list Pack Overnighter for four Core Values. This is one of the four. Not sure why. You could do the hike or game activity on the camping trip. Maybe have them try and set up a tent with an arm rendered unusable.*



## A Month to Celebrate Compassion

Alice, Golden Empire Council

Check out these dates to celebrate in March – and how they can relate to our Core Value for the month – Compassion!

### American Red Cross Month

Visit a local office or invite a representative to come and talk about how they help people in need, and how even Cub Scouts can help do that job. You might be able to do a service project!

### First Week: Newspapers in Our Schools Week

Visit a newspaper office and learn how newspapers can be used by students and scouts.

Look through the local newspaper for stories about people who are demonstrating compassion by doing good for others – or helping overcome prejudice and misunderstanding.

### Second Week: Crochet Week

There is a Humanitarian Aid project that delivers scarves or caps to help people keep warm

And it's not just for girls! Did you know that the Master Weavers in the British Isles were originally restricted to men and boys?

Boys can learn to do hand crochet, which can be used for several simple projects. Or invite a "guest expert" family member from the pack to come and talk about their experience in making scarves, caps and mittens – or baby clothes or even larger items as a service to those in need.

### March 1st

- ✓ **St. David's Day** - Patron saint of Wales – started a new order based on frugal living, hard work, helping and feeding people. "Do the little things" - See how many "little things" you can think of that would make someone feel good!
- ✓ **Share a Smile Day** – Now there's a "little thing" that everyone can enjoy; Have a Smiling Competition to see who can smile the longest – without laughing! Share some Apple Smile Treats from Cub Grub.

### March 2nd

- ✓ **Dr. Seuss' Birthday & Read Across America Day** – Combine both celebrations by reading "Horton Hears a Who" – it's a book that teaches compassion by example in a really fun way! Horton hears a tiny voice one day and discovers a whole other world existing on a small speck of dust. Despite kangaroos, jungle monkeys and an eagle named Vlad Vladikoff, Horton saves his microscopic friends and helps them get the respect they deserve - "Because, after all, a person's a person, no matter how small."

### March 6th

- ✓ **Oreo Cookies went on sale for the first time in 1912** - Play the "Smack in the Middle Game" and be a good friend – share some Oreos and milk with someone!

### March 13th

- ✓ **Good Samaritan Day** – A great example of compassion – not only did he not know the man he helped, but their two cultures avoided one another!

- ✓ **Buzzard Day** - I bet you think of a buzzard as a "gross" bird – but have some compassion – check out the Fun Facts About Buzzards. You will be surprised! (And it's often the same way with people who are different, or groups you think you don't like – if you find out about them, or get to know them, you might be surprised!)

### March 16th

- ✓ **Freedom of Information Day** – Webelos working on the Communicator Activity Pin, and people who need information to help someone, will certainly celebrate this day!

### March 17th

- ✓ **St. Patrick's Day** – The Patron Saint of Ireland was a kind man – and you can share his compassionate nature by making special cards to take to visit elderly or shut-ins. You could also take them a treat of some fruit, or even some scones! (See recipe in Cub Grub)

### March 18th

- ✓ **Johnny Appleseed Day** – Check out the fascinating story of John Chapman, who became known as Johnny Appleseed after he planted thousands of apple seeds all over America so that future settlers would have fruit and shade – and birds would have a place to nest. He was a great example of compassion, doing something for others without any payment or expectation – and because he knew he was providing something they might need and use! For more information and ideas, go to:  
<http://www.applejuice.org/johnvappleseed.html> or [www.enchantedlearning.com/school/.../Appleseedindex.shtml](http://www.enchantedlearning.com/school/.../Appleseedindex.shtml)

### March 20th

- ✓ **First Day of Spring** – *The perfect time to take a hike to look for signs of Spring – sights and sounds! See how many you can find!*

### March 28th

- ✓ **Pencil with an eraser patented in 1858** – Just imagine, before then, your pencil would have no eraser! And you can use a pencil with an eraser to make "Whoville" on a stick!
- ✓ **Something on a Stick Day** – Have some Hot Dogs on a Stick, or some Fruit Kabobs!



**Fun Facts About Kindness:***Alice, Golden Empire Council*

- ★ Giving a smile is actually easier than giving a frown – it takes fewer muscles!
- ★ In 2007, 163,000 volunteers at the National Park Service donated 5.4 million hours of time worth \$101 million or the equivalent of 2,596 full time employees!
- ★ 80% of the people in this county give to nonprofits.
- ★ Only 10-12% of financial giving is provided by foundations and 5-6% comes from corporations.
- ★ Most of the money given by individuals is from middle and low income people, not the super wealthy!
- ★ Eleven percent of households contributed to religious causes only.
- ★ Twenty-one percent of households contributed to only secular causes.
- ★ Thirty-four percent contributed to both religious and secular causes.
- ★ Only 28.8% of the people in this country do the actual volunteer work for the many service organizations and projects in this country – so your time does matter!
- ★ Recognition in front of their peers is the most valued form of “payback” for volunteers – so remember to recognize parents, leaders and others who help your scout program!
- ★ The median amount of time that people volunteer is 52 hours a year, ranging from 21% who spend from one to fourteen hours up to the 28% who donate between one hundred and four hundred hours a year.

**Fun Facts About Buzzards***Alice, Golden Empire Council*

- ☺ Buzzards are actually gentle birds – they can't kill their prey. And if they disappeared, we'd be overrun with dead animals!
- ☺ Buzzards are actually vultures – and they can only hiss or grunt, since they don't have voice box!
- ☺ They are the most graceful fliers in the world, even though they look ugly and awkward up close!
- ☺ Vultures are bald for a good reason – so the carrion (dead meat) they eat doesn't stick to them.
- ☺ The naked red heads of the adult turkey vultures look like (surprise) turkeys!
- ☺ They can smell carrion from over a mile away. They also have good eyesight!
- ☺ During the hot summer months turkey vultures will “poop” on their feet to cool them off.
- ☺ Turkey vultures don't build a nest, and they pick really hard to find places to use!
- ☺ Vultures mate for life.
- ☺ The California and Andean Condors are actually in the vulture family.
- ☺ As groups of vultures catch thermal updrafts they look like water boiling in a pot – so they are called kettles. Turkey vultures have been reported by aircraft pilots to rise to as high as 20,000 feet and soar for hours without flapping their wings.

- ☺ Turkey vultures can travel up to 200 miles a day, and they don't eat while they are traveling!
- ☺ They are very large, but only weight 2-3 pounds, so they can “float” in columns of rising air for hours – and they don't flap their wings, but just rock from side to side and ride the currents!
- ☺ Hawks look for “kettles” – groups of flying vultures – because they know the vultures always find the best thermals!
- ☺ Turkey vultures can swoop up to 60 mph in order to avoid being “mobbed” by ravens or jays.
- ☺ Turkey vultures can live up to 24 years.

**Tips On Ways To Help The Handicapped***Cascade Pacific Council*

- ♣ Offer help when it looks as though it might be needed but do not insist on it if the individual refuses aid.
- ♣ Don't "hover". Handicapped people do not wish to be treated as babies. Children react the same way. They want to be like you and me.
- ♣ When a handicapped person falls, take it easy. Wait for them to give you a cue. If he can get up by himself, he may prefer doing that. If he needs a lift he will tell you which is the easiest way to get him back on his feet.
- ♣ Crutches and wheelchairs are necessary accessories. Don't take them away from the handicapped person unless he indicates he would like to have them out of the way. Nothing is more irritating than to have your crutches grabbed quickly as soon as you hit the chair, leaving you stranded.
- ♣ Vehicles are difficult even for the young and agile. The handicapped often need help here, again, let them tell you how to help. Those who do not need to be carried up the steps usually have methods of their own for making them. Do not pull an arm or push from behind unless such assistance has been requested. Precarious balance can be lost entirely with such tactics.
- ♣ Relax. No matter what you do, if you are friendly and kind, the handicapped person is going to like you.
- ♣ Have fun. Talk about the same things you would with any other person. A physical handicap does not necessarily limit your interests or dampen your sense of humor.
- ♣ Be yourself. Don't be sticky sweet. Omit the piety.
- ♣ Let common sense and consideration be your guide, and you will never err seriously. The disabled are just like you are, only with a physical difference that does not have to make them feel or think differently.
- ♣ When in doubt ask - "May I help you?" "How can I help?"
- ♣ Remember that it is a whole person that we are dealing with.

## What You've Wanted To Know About Helping Someone In A Wheelchair, But Were Afraid to Ask!

*Cascade Pacific Council*

- ★ Provide a wheelchair and let the boys practice the correct way to handle a wheelchair by being the one who is physically challenged and non disabled. This will help to give them an understanding of what it is like to be wheelchair bound
- ★ In order to ensure the safety and the comfort of physically disabled people and non-physically disabled people when they are together, it is important to remember the following:
  - ★ Find out the mechanics of the wheelchair.
  - ★ Before you start pushing a person in a wheelchair, check for anything caught in the wheels - coats, blankets, scarves, hands, etc.
  - ★ Check to see if the brake is off because a fast start with the brakes could jar the person right out of the wheelchair.
  - ★ It is better to back down an incline or curb so the chair does not run away from you. To support it so it does not come down quickly, avoid pushing against the back of the chair because that is the person's back.
  - ★ If you are going up one small step, tip the front wheels and move up. If there is more than one step go backwards.
  - ★ If you must go up a flight of stairs with a person in a wheelchair, make sure you have adequate help; one person behind and two people on each side. Grab the chair where it is secure, where no parts will come off. For example, sometimes arms will pull off the chair in order to facilitate transferring.
  - ★ To go through a swinging door: if the door swings in, push it open with your seat and pull the chair in backwards. If the door swings out, open the door hold and pull, push the wheelchair through.
  - ★ Don't try and take the chair through loose sand, gravel, ice and snow. If it is necessary to go on rough ground, you may need to go slowly or quickly depending on conditions. Sometimes if you tip the chair on its rear wheels, it makes it easier.
  - ★ When you are entering and exiting from an elevator, check to see that the elevator and floor are level - avoid bumps.
  - ★ Be careful of elevator doors, some close very quickly.
  - ★ You cannot usually turn a wheelchair in an elevator, so enter and exit the same way.
  - ★ Wheelchair people don't like crowded elevators. They are smothered and claustrophobic. Wait for another.
  - ★ While walking with a person in a wheelchair, be aware of the person and what he/she is interested in. If you are walking in a crowd, it is difficult to hear so keep in touch, lean over, make comments, and see if there is any place that the person would like to go.
- ★ Most people in wheelchairs don't like to go into the middle of a crowd. Skirt it. Remember the level you are at. It is full of noise, dust, dirt, kids, shopping bags, dogs, etc. This can be very claustrophobic, so be aware of the feeling.
- ★ If you want to talk to a person in a wheelchair, go somewhere where you can sit so that eye level is equal. Looking up is difficult and tiring. If it is impossible to sit down, stoop over, bend over or move a few steps away from the wheelchair, so that the back of the neck does not have to be held back for long periods of time.
- ★ Be aware of eye level for viewing. Just because you can see doesn't mean the person in a wheelchair can. Often bars, railings, block the vision. Bend down to their eye level and check out what they can see.
- ★ The person in a wheelchair has fears about whether the volunteer can handle the chair, so avoid dangerous positions; e.g. stairs, inclines and ramps. If you must stop at the top of the stairs, turn the chair sideways so that if the chair is bumped it won't go down, and put the brakes on.
- ★ If you are helping a person to stand up, give him a waiting time so their body can adjust to the new position. Don't let go until they say they are ready.
- ★ Check with the person on canes and crutches before you assist them. A too helpful arm can throw them off balance.
- ★ A person in a wheelchair is not an object sitting in a chair; it is a person. However, sometimes the person with a disability is the object of curiosity. Be aware of it. Don't panic yourself. Try to treat the situation as honestly as possible. Don't pretend the disability is not there.

## When You Meet a Blind Person

*Cascade Pacific Council*

- ★ Treat a blind person as you would anyone else. He does the same things as you, but sometimes uses different techniques.
- ★ If you are not sure how much a blind person sees, ask. Not all blind people have total absence of sight. Most have some sight and make the best use of what vision remains.
- ★ Speak to a blind or visually impaired person in a normal tone of voice. Identify yourself and let him know you are addressing him by using his name or touching his arm. Be sure to indicate when you are leaving.
- ★ When walking with a visually impaired person, let him take your arm if he wishes. Pulling him by the hand is awkward and confusing.
- ★ Do not hesitate to use words like "see", "look", or "read". A blind person will use such words in his vocabulary as often as anyone else.
- ★ Describe your surroundings, whether it is the scenery from a moving car, an interesting incident on TV. or the layout of an unfamiliar room.

- ★ Give directions clearly and accurately. Pointing or using phrases such as "over there" will be of no assistance.
- ★ Never distract a dog guiding a blind person. The dog guide is responsible for the safety of its master and such interference could lead to unnecessary tragedy.
- ★ Avoid the impulse to rush to a blind person's aid. If you are not sure whether or not he needs your assistance, ask.
- ★ Remember, when you meet a blind person, common sense and courtesy can lead to an enjoyable friendship.
- ★ After going over these tips have a trust walk with have the boys blindfolded and the others leading based on what they have learned. Then have them switch places.

## PACK ACTIVITIES

*Alice, Golden Empire Council*

**Ask den or pack families to share their experiences of service to others** – this could be the start of a group service project. Ask them to bring in pictures and other items and tell why they chose the project and if it changed their thinking in any way.

**Work on the Disabilities Awareness Belt Loop** – with the goal of having each person be more aware of the feelings and abilities of others, as well as the proper way to interact with someone who is different in some way

Invite someone with a disability to visit as a "Guest Expert" – When a blind neighbor visited my den, he left behind some Braille magazines & boys with a whole new respect for how people can use all their senses to make their place in the world –Alice

Check out the **Ethics in Action** activities about "**Friendship**" for some great ideas that can help boys understand friendship and overcome bias, gaining a new regard for how alike, different, and unique they are. Other Ethics in Action themes cover disabilities and being different – part of compassion is being able to understand another person's feelings – and that's sometimes a first step to friendship.

Be sure to play the **Ethics in Action** games – the "Smack Dab in the Middle" game should be a big hit with the boys – but make sure you talk about the principle of Compassion! See Games section of Baloo.

**Coin Challenge.** Challenge den or pack families to save their change every day for a month and then donate the funds to a community group, such as a shelter for homeless families. Look for a group that boys have something in common with, and discuss how they would feel if they were in that situation. For example, what would it be like if you had to put all your stuff in just one small bag? (If you were homeless) What would you choose? What if you couldn't come back to your own room? What if you had to go to a new school?



**Pennies for Packs** – an idea from a Herms District scout leader to help support packs in areas without enough resources. This could be an ongoing project, with funds going to help provide uniforms, books, program materials, attendance at camp or field trips.

**Make Easter or St. Patrick's Day cards** to share with a Veteran's Hospital or care home.

**Arrange a field trip to a local care facility for the elderly** – Den or pack families could share their talents, sing some favorite "oldies" or bring a favorite game to play with everyone, like Bingo.

**Contact your area Volunteer Center or Bureau** – almost every town or region has one – they can suggest activities that would fit your group.

**Challenge every family to do a Spring Cleaning, and donate gently used items to a shelter** – Books, toys, clothing are great, but check with your local charity to see what they prefer and need. (One group I know picks up the oversupply of books at a thrift store, cleans them up, then shares them with a Children's Home or Shelter for Families)

**Investigate Bullying** – BSA has some new comic books that could help get the subject out in the open. According to a poll of kids, about one in three kids has been bullied and almost half of those also said they had sometimes been the bully. And usually, there is a need for compassion for both the bully and the person he picks on. So it's a topic that could be helpful for both adults and kids to look at. Check out: [www.stopbullyingnow.com/](http://www.stopbullyingnow.com/) or [www.kidshealth.org](http://www.kidshealth.org)

**Check out children's books and poems about**

**Compassion** – They range from "Horton Hears a Who" to Native American poetry about feelings of betrayal and abandonment. Check with your local Children's Librarian for some great ideas!

**Celebrate "Oreo Cookie Day" on March 7<sup>th</sup>** – Play "Smack Dab in the Middle" game and then enjoy cookies & milk!

**As parents or Den Leaders, watch for opportunities to "throw your weight" behind the positive and upbeat** – help boys find positive solutions to contention, and help them see that just because they didn't come in first, or weren't chosen till the end, they still have value. Look for opportunities to applaud good deeds, positive actions.

**Make sure parents know of the compassionate or positive choices their son makes** – they may not see their son in that role, and it's always great to applaud someone in front of parents or peers! Try sending home a note or an email.



### Good Turn For America

*Alice, Golden Empire Council*

The Boy Scouts of America's Good Turn traces back to American businessman William D. Boyce who was lost in a London fog. A boy offered to take Boyce to the address he wanted and refused a tip, saying he was a Boy Scout. Boyce's curiosity was aroused. He later had the boy take him to Scouting's British founder, Lord Baden-Powell. From this chance meeting, the Boy Scouts of America was born.

Since 1912, Boy Scouts nationally have been called to serve, from selling war bonds during World War II to collecting canned goods in the 1980s.

Good Turn for America is a national call to service by the Boy Scouts of America to address the issues of hunger, homelessness, and poor health in our nation.

In this effort, the Boy Scouts of America is partnering with some of the nation's most respected service organizations, including The Salvation Army, Habitat for Humanity, the American Red Cross and the National Park Service. These organizations, and thousands of others, will work to provide opportunities for youth and volunteers to fight hunger and homelessness, and teach the habits of healthy living. Youth and volunteers are looking for ways to serve their communities. At the same time, service organizations need dedicated volunteer help. By working together, we can improve our young people, our communities, and the nation.

Have a display of the various organizations that partner with BSA – there are suggestions for individuals, units and organizations. Go to:

<http://www.goodturnforamerica.org/> And don't forget to report on your service project by clicking on "Tell us about your service project."

#### Remember

- ★ The project should be age-appropriate.
- ★ Adult supervision during all phases of the project.
- ★ Communicate information to all participants.
- ★ Follow the Guide to Safe Scouting.
- ★ **BLINDFOLDED OBSTACLE COURSE**
  - ★ *Cascade Pacific Council*
- ★ Set up a course along a string guideline with stations every 20 feet. Run the string guideline between posts, with the string 30 inches off the ground for the boys to hold on to as they go. (Make posts from PVC pipe set in No. 10 cans filled with plaster. Drill holes through the PVC pipe at 30 inches from the bottom of the can to run the string through the pipe). Remind the boys that they need to move slowly for safety reasons. Have adults at each station to direct the activities. Boys are

blindfolded and move along the string from station to station.

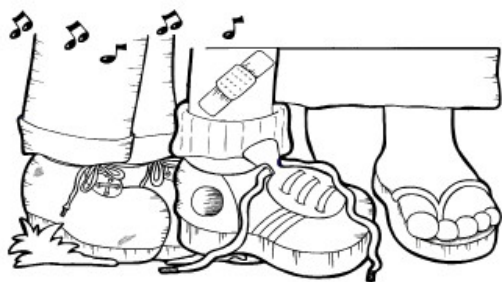
- ★ **STATION #1:** Boys must find a chair, sit on it, stand up, and then continue.
- ★ **STATION #2:** Boys must pick up wads of paper on the ground and put them in a trashcan. Tell boys how many wads of paper there are so that they can try to find all of them.
- ★ **STATION #3:** Boys peel an orange and eat it. Then they must place the peels in a trashcan.
- ★ **STATION #4:** Boys pour a glass of water from a small pitcher and drink it.
- ★ **WHEELCHAIR MANEUVERING**  
Borrow or rent a manually operated wheelchair. Set up a course that includes a left and right turn, a bump to negotiate over, and a transfer point for boys to move from the wheelchair to a bench and back without using their legs. Tie boys' legs together for added realism.
- ★ **LIFE WITHOUT SOUND**  
Use heavy-duty headphones to cover the ears of each participant. Show each boy a written message that he must convey to another individual some distance away who also has his ears covered.
- ★ **I CAN'T USE THIS HAND**  
Each boy writes his name first right-handed and then left-handed. Have him put his dominant hand behind his back and make a peanut butter and jelly sandwich with only one hand.
- ★ **SIGN LANGUAGE**  
The manual Alphabet or Signing is a means of communication used by people who have a hearing impairment. See if you can read what the hands are saying in our message on the next page.
- ★ **BRILLE CARDS**  
In the Braille alphabet, a pattern of raised dots represents each letter of the alphabet. A person can "read" through his fingertips by feeling the raised letters. Here is an alphabet written in Braille. The colored dots represent the raised dots. If you poke a pinpoint through the back of each of the colored dots, you can "raise" the letters. Try feeling the pattern with your fingers. Now try to write your own coded message in the Braille alphabet.
- ★ Have the boys glue seeds or lentil beans onto index cards. Write the letter on the back for Reference. Use the cards to make messages. Try it blindfolded.
- ★ **HELPING DOGS**  
Contact a trainer through Dogs for the Blind, Companion Dogs, or Helper Dogs. Trainers make great guests and explain the special needs of dogs and people who use them. The School for the Blind Dog Training Center in Boring Oregon is a great field trip. They have kennels and an on-site veterinary clinic. They explain how dogs are chosen, trained, and selected for owners. You can even attend a monthly graduation.



### Walk in My Shoes

#### *A 4H Aging Awareness Project*

This is an activity that reaches across generations and teaches young people about growing older and the physical changes that occur with age. The online activities enable youth to distinguish between the realities of aging and the stereotypes or myths that exist about older adults. With the help of an "immediate aging kit," youth learn to develop an awareness of the impact of physical and sensory changes on the lives of older people through "hands on" activities.



Many of the activities require input and assistance from an older friend or family member. Young and old are able to share, learn, and understand one another. Both groups benefit from the many activities found in Walk in My Shoes. This project will help young people:

Identify some of their own attitudes about aging and older people.

Dispel myths and stereotypes about older adults.

Learn about the aging process and the physical changes that affect older people.

Understand how living with physical and sensory changes affects older people.

Learn to communicate with older adults who have sensory losses.

Develop linkages across generations within families and communities.

<http://www.urbanext.uiuc.edu/wims/wimsproject.html>

### Service Projects

#### *Cascade Pacific Council*

Contact your local Lions Club (check out the Oregon Lions site on the Internet) for information on service projects. There are a number of projects involving sight, hearing, and diabetes education. Collecting used eyeglasses is one way to help.

Check out the Websites for PDX and Tri-Met. Look up disability services. If you have a group of students with disabilities, they can learn to ride MAX and the busses free. Check with the disability spokesperson to see if they will provide this with your scouts as a community disability awareness projects. Ride MAX to the airport and practice reading "universal picture signs." Even people who cannot read or do not speak English must travel.

Visit a Garden

Good Samaritan Hospital and Emmanuel Hospital have public gardens where people with disabilities and life-changing circumstances come to heal. Contact the Rehab

Center and visit these gardens. They are beautiful year round.

Providence Hospital has a Poison Awareness Garden that teaches which plants are poisonous.

Portland Parks and Recreation has a Memory Garden at Benedict Park on Powell, just east of 205. It is designed for people with memory loss or Alzheimer's. Check out the Portland Parks and Rec website to see how you can volunteer to help maintain this garden.

***See the Den Activities section in the Den Edition for ideas for Blue & Gold decorations. CD***

## MORE GAMES AND ACTIVITIES

*Wendy, Chief Seattle Council*



### ✓ **Disabilities Awareness Day, page 6-14**

A disabilities awareness day will help boys understand that some people have special needs different from their own. Through activities, the boys will be able to see some of the challenges people with special needs might face.

### ✓ Other useful items from the How-To Book are referenced throughout Baloo's Bugle.

Want to check something in the "How To Book," and your copy is not available?? Want to copy something quick to use at a meeting?? You can find the "How To Book" at this address on **National's Web Site** -

[http://www.scouting.org/filestore/hispanic/english/33832\\_WEB.pdf](http://www.scouting.org/filestore/hispanic/english/33832_WEB.pdf)

## CUB GRUB

***"Cub Grub" recipes are in the Den edition. Dave***

## POW WOW EXTRAVAGANZAS

### Southern NJ Council

#### **Improving Your 'Scoutability'**

***Postponed - University of Scouting under development***



## WEB SITES And Other Resources



### Working With Scouts With disabilities

<http://www.wswd.org> is a website on Working with Scouts with Disabilities and has lots of good information.

#### Great Scout Sites

*Great Salt Lake Council*

<http://www.scouting.org/scoutsource/CubScouts.aspx>

<http://www.boyscouttrail.com/cub-scouts/cub-scouts.asp>

<http://www.scoutingthenet.com/>

<http://usscouts.org/bbugle.asp>

<http://www.cubmaster.org/>

[http://meritbadge.org/wiki/index.php/Cub\\_Scout\\_Leader\\_Portal](http://meritbadge.org/wiki/index.php/Cub_Scout_Leader_Portal)

<http://www.macscouter.com/>

[http://www.makingfriends.com/scouts/scouts\\_boys.htm](http://www.makingfriends.com/scouts/scouts_boys.htm)

<http://crafts.kaboose.com/cub-scout/>

<http://www.boyscouttrail.com/cub-scouts/tiger-scout-activities.asp>

<http://www.google.com/imghp?hl=en&tab=wj> –  
Search for “cub scout coloring pages”

<http://www.activity-sheets.com/scout/camp-coloring/index.htm>

<http://coloringbookfun.com/scouts/>

<http://coloringpages.nick-magic.com/boyscouts.html>

<http://www.artistshelpingchildren.org/popsiclesticksartscraftsideascraftstickskids.html>

<http://www.etowahcreek.com/slides.htm>

[http://www.boyscouttrail.com/content/activity/tiger\\_neckerchief\\_slide-1471.asp](http://www.boyscouttrail.com/content/activity/tiger_neckerchief_slide-1471.asp)

<http://scienceshareware.com/lilivw/cub-scout-neckerchief-slides.htm>

<http://cubclub.tripod.com/>

<http://cubclub.tripod.com/craft.html>

#### Theme Resources

*Cascade Pacific Council*

*(Note: Most books can be found at Scout Shop  
Legacy Editions will not be there)*

#### Extra Ideas

Cub Scout Promise in Sign Language

Ceremonies for Dens and Packs pg 5-10

Ethics in Action Ideas

Cub Scout How To Book (rev.1999) chap 11

Disabilities Awareness Day Ideas

Cub Scout How To Book (rev.2002) pg 6-14

Cub Scouts with Special Needs

Cub Scout How To Book (rev.2002) chap 7

#### Ceremonies

I will use my senses, Ripple Effect, Smile,

Sportsmanship, Sticks, Ten needs of a Boy, Yardstick

Ceremonies for Dens & Packs pg 6-5, 6-6, 6-7, 6-8

#### Games

Blindfolded Pole Walk

The Best of Scout & Youth Games pg 19

Games for Disabled People

Cub Scout How To Book (rev.1999) pg 2-49

Smile

Cub Scout How To Book (rev.2002) pg 3-35

#### Belt Loops & Pins

Disability Awareness, Communicating, Language & Culture

Cub Scout Academic and Sports Program Guide

#### Cub Requirements

Webelos Communicator

Webelos Book

Wolf Electives 1-It's a Secret, 22-Say It Right

Wolf Book

## ONE LAST THING

### Beatitudes for Those Who Care

*Sam Houston area Council*

Blessed are you who take the time to listen to difficult speech for you help me know that, if I persevere, I can be understood.

Blessed are you who never bid me to "Hurry up," or take my tasks from me and do them for me. For I often need time rather than help.

Blessed are you who stand beside me as I enter new and untried ventures. For my failures will be outweighed by the times I surprise myself and you.

Blessed are you who understand that it is difficult for me to put my thoughts into words

Blessed are you who, with a smile, encourage me to try one more.

Blessed are you who never remind me that today I asked the same question twice.

Blessed are you who respect me and love me just as I am.

### Sowing Seeds of Kindness

*Scouter Jim, Bountiful UT*

Paul, the Apostle, gave the following quote and attributed it to Jesus Christ: "It is more blessed to give than to receive." *Holy Bible, Acts 20:35* *Currently I have been going through a health crisis in my life. I can assure you that it is easier to give than to receive. I have friends all around the world praying for my health.* November is a great time to teach the joys of service. We can remind our Cub Scouts of the help the Native Americans gave the Pilgrim that first year and beyond. There are many ideas for giving service. It may be harder to find someone to give service to, than to find service to give. I have had many people ask me what they can do, and I am at a loss. It is not that I do not care about these wonderful friends, I have just been a Scout for so long, it is hard for me to take service, even when I am in real need. Try to think outside the box, think of someone completely different to give service to. You might find someone in real need of service that you would not expect. I would much rather give service, it is easier. However, I realize that sometimes each of us must receive the harvest of kindness sown by others with dignity and gratitude.

### Blessed are the Cub Scouts

*Capital Area Council*

- Blessed are the Cub Scouts  
who are taught to see beauty in all things around them.  
For their world will be a place of grace and wonder.
- Blessed are the Cub Scouts  
who are led with patience and understanding  
For they will learn the strength of endurance and gift of tolerance.
- Blessed are the Cub Scouts  
who are provided a home where family members dwell  
in harmony and close communion  
For they shall become the peacemakers of the world.
- Blessed are the Cub Scouts  
who are taught the value and power of truth,  
For they shall search for knowledge and use it with  
wisdom and discernment.
- Blessed are the Cub Scouts  
who are guided by those with faith in a loving God  
For they will find Him early and will walk with him  
through life.
- Blessed are the Cub Scouts  
who are loved and know that they are loved  
For they shall sow seeds of love in the world and reap  
joy for themselves and others.